



# CARTECK AUTOMATIC.

The smart technology garage door for your home.



# WHERE TO BEGIN?!

1 STRONG & MORE SECURE



Page 4

2 KEEP THE ELEMENTS AT BAY



Page 6

3 EASIER PARKING, MORE SPACE



Page 8

4 SMART TECHNOLOGY OPENERS



Page 10

5 MADE TO MEASURE, MADE TO LAST



Page 14

6 MAXIMUM SAFETY & PERFORMANCE



Page 16

7 THE STYLES



Page 18

8 STYLE OPTIONS - WINDOWS & BLING



Page 38

## 8 GOOD REASONS FOR A

9 CARTECK SIDE HINGED



Page 44

Looking for something different?

10 TECKENTRUP 62 SWING SECURE



Secured by Design  
SBD  
Official Police Security Initiative  
Page 46



## Making the garage part of your home

Garages are often draughty, cold and uninviting spaces and opening a tilting garage door can be a shin cracking chore. CarTeck Automatic changes everything.

CarTeck Automatic is a design and precision engineering led garage door. Wonderful architect grade finishes and styling are married with certified thermal performance.

Operation is by an integrated smart technology remote control motor, the CarTeck Drive.

Opening your door becomes effortless, safe and secure. It brings your garage back to being part of your home.

Explore the pages ahead to see why CarTeck Automatic is...

**Harmony in motion.**



# CARTECK AUTOMATIC DOOR



HEAVY METAL?  
NOTHING  
EASIER THAN  
THAT!

**STRONG & MORE SECURE**

Even easy riders are impressed! Thanks to a high-quality steel core and durable multiple coating, our sectional door panels withstand the toughest conditions. TÜV-certified quality ensures top marks for safety and durability. Our CarTeck garage doors are tough as steel and meet the heavy-duty demands for everyday use.

Once inside you can rest easy too - CarTeck Automatic is very strong and designed for burglary resistance, keeping your possessions safe and protecting any access doors into your home.

The doors' physical strength characteristics are an impressive barrier and CarTeck Automatic's opener adds a further layer of security.



The opener actively monitors the door and, if any attempt is made to force the door up, the motor engages and pushes back with a 60kg force!

Add our extra-security pack and the magnetic motor lock mechanically locks the motor in any position up to an impressive 300kg of force. The pack also adds an alarm buzzer that recognises a break-in attempt and outputs a loud deterrent signal tone.







# HEAVY WEATHER? WARM, DRY & FEWER DRAUGHTS!

**WARM, DRY & FEWER DRAUGHTS**

Garages can be dust blown, cold, draughty and damp places. CarTeck Automatic is designed to bring your garage back into your home.



**WEATHER PROTECTION**

Bottom, side, top and inter-panel weather protection keeps out the elements and lowers energy use.

**WHAT PERFORMANCE CAN I EXPECT?**

As part of the CE marking process, each product must have its performance provided for a defined set of characteristics to allow fair comparison between products from different manufacturers. Other characteristics can also be included, if relevant to a door's performance. The following table shows the performance characteristics of CarTeck sectional garage doors.

**PERFORMANCE CHARACTERISTIC**

**RATING**

<b>Resistance to Windload EN 12424</b>	<b>Class 2</b>
<b>Watertightness EN12425</b>	<b>Class 2</b>
<b>Air Permeability EN 12426</b>	<b>Class 2</b>
<b>Thermal Transmittance EN 13241 - 1</b>	<b>1.38 W/m<sup>2</sup>k</b>
<b>Operating Forces (hand Operated) EN 12604</b>	<b>150 N</b>

**INSULATION 'U VALUE'**

What's in a number? Our 40mm thick panels have an insulating value that has been independently tested to 0.56 W/m<sup>2</sup>K. The lower the value the better the insulating properties.

It's not a figure we tend to quote because we know a door is more than just a panel. We quote the

insulation value for a complete door (8'0" wide x 7'0" high) including the panel joints and weather strips. CarTeck Automatic has an insulation 'U value' of 1.38 W/m<sup>2</sup>K - you won't find better performance on any comparable garage door.

**THE ELEMENTS AT BAY!**

**TECKENTRUP**  
DOOR SOLUTIONS

# EASIER PARKING & BETTER USE OF SPACE



## OPERATIONAL SAFETY, NEAT & HIDDEN AWAY



Springs are concealed high up in the top tray - safely away from little fingers. Unsightly, open torsion springs are history. CarTeck trays also keep the springs in pristine condition, ensuring long-term smooth and quiet operation.





**FLEXIBLE USE OF SPACE**

Vertical opening means CarTeck Automatic fits all shapes of garage opening and even in garages with very little headroom.



**EASIER PARKING**

There's no denying cars are wider and taller than they used to be. Unlike old design up and over doors, CarTeck Automatic fits behind the garage opening typically adding up to 150mm to the width and at 75mm to the height - stress free parking is the result!



Before...



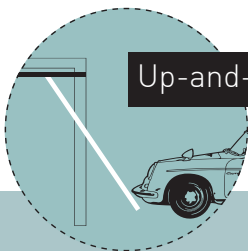
...After!

**BETTER USE OF SPACE**

CarTeck sectional doors travel vertically with no out-swing allowing you to make the most of the parking space on the drive and inside the garage.



Maximum clearance



Up-and-over door



Sectional door



Up... out... and over... No thanks!



...Park as close as you like!

**SIMPLE, SO EFFECTIVE**

**TECKENTRUP**  
DOOR SOLUTIONS

# CarTeck DRIVE<sup>CE</sup>

HEAVY WORK?  
EFFORTLESS,  
INTEGRATED &  
SMART

**MAKING THINGS EASIER**

CarTeck Automatic makes so much sense. The fixed chain drive of the CarTeck Drive range is quieter and renowned for long-term reliability compared to revolving chain or belt designs.

**CE** Our doors and openers are independently tested and certified to all current safety legislation and carry a CE mark.

**CARTECK DRIVE 500 600**

The integrated drive and control unit of the CarTeck DRIVE 500 and 600 fits discreetly above the door.

Both the DRIVE 500 and the 600 can lift any size door. The 600 is available with all the option packs and the 500 is available with selected options - see page 12-13.

See the table right for a specification overview of each model.



Motor light on DRIVE 500 & 600

	POWER	TRANSMITTERS	SPEED	LIGHTING	OPTIONS
DRIVE 500	500Nm	2 x Pearl Twin	180mm/sec ▶▶▶	1 x 3 LED Motor Light	Selected option packs see pg. 12-13
DRIVE 600	600Nm	2 x Pearl	240mm/sec ▶▶▶▶▶	1 x 6 LED Motor Light	All option packs see pg. 12-13

Harmony in motion  
**SMART SOLUTIONS**



**CARTECK DRIVE PRO 500 600**

The separate control unit of the CarTeck DRIVE PRO 500 and 600 allows for flexible installation at a location close to available power sockets.

Both the DRIVE PRO 500 and the 600 can lift any size door. The 600 is available with all the option packs and the 500 is available with selected options - see page 12-13.

See the table below for a specification overview of each model.



DRIVE PRO 500 or 600 low level front mounted control



DRIVE PRO 500 or 600 ceiling mounted control



DRIVE PRO 500 or 600 low level rear mounted control



Motor light on PRO 500 & 600



PRO 600 Control Unit

	POWER	TRANSMITTERS	SPEED	LIGHTING	OPTIONS
DRIVE PRO 500	500Nm	2 x Pearl Twin	180mm/sec ▶▶▶	1 x 3 LED Motor Light	Selected option packs see pg. 12-13
DRIVE PRO 600	600Nm	2 x Pearl	240mm/sec ▶▶▶▶▶	1 x 6 LED Motor Light	All option packs see pg. 12-13

**PEARL TWIN**

The Pearl Twin transmitter has twin buttons that can be configured for two functions such as open and close and turn on the light.



Pearl Twin transmitter

**PEARL**

The Pearl transmitter has four buttons that can be configured to suit your requirements - open and close, turn on the light, operate a second door and so on.



Pearl transmitter

# SMART TRANSMITTERS

# COMPLEMENTARY CONTROL

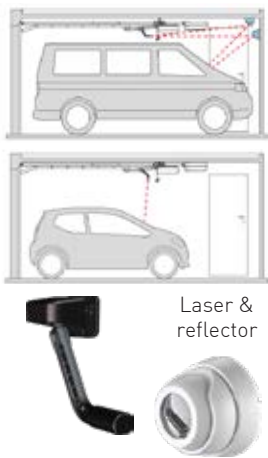
## CarTeck DRIVE<sup>+</sup>

Our function packs place you in control. Clever technology takes the guess work out of parking, keeps your garage dry, lights your way and keeps you moving even if power fails.

### PARKING PACKS


A laser sensor to guide you to the perfect parking point combines with a humidity sensor. If you drive your car in wet and the humidity in the garage rises, the sensor automatically opens the door a short distance to allow fresh air in, helping prevent mould forming. When humidity levels drop, the sensor automatically closes the door.

#### PARKING PACK 1 ●



Laser & reflector

#### PARKING PACK 2 ●



Humidity Sensor

### POWER PACK ●

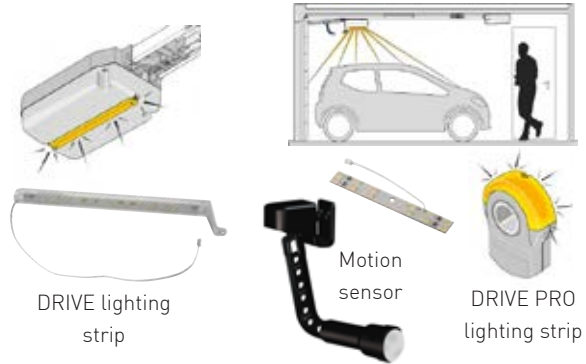
A simple battery backup for power failure operation. The battery module assumes the power supply of the operator for up to 5 door cycles.



Battery

### AMBIENCE PACK 1 ●

Need more light? Extra lighting strips for the control units can be combined with the motion sensor to switch on automatically as you enter. No more crashing about in the dark!




DRIVE lighting strip

Motion sensor

DRIVE PRO lighting strip

### AMBIENCE PACK 2 ○

Add a relay to allow control of other garage or garden lighting for even more flexibility.




Relay



### AMBIENCE PACK 3 ○

These clever LED strips are easily positioned on the underside of the door tracks with magnetic tape. They flood the garage with 6000 lumens of light (equivalent to around 400 watts of incandescent light!) Four linked LED strips are activated by the kits' motion sensor or infra red remote control.



### KEY

AVAILABLE FOR:  
DRIVE / DRIVE PRO 500 ○  
DRIVE / DRIVE PRO 600 ●

Harmony in motion

**SMART**

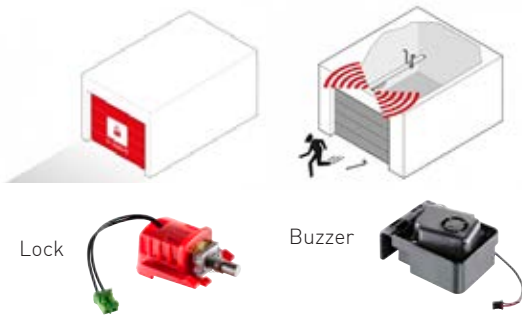
**SOLUTIONS**

# L, SO CLEVER...

## SECURITY PACK 1

A magnetic motor lock that mechanically locks the motor in any position (even with ventilation function) up to an attack force of 300 kg, increasing the existing security.

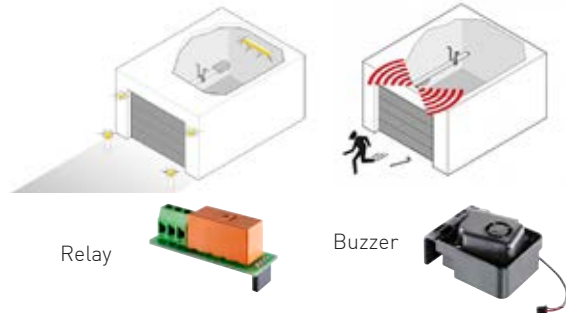
The alarm buzzer recognises a break-in attempt and outputs a loud signal tone. The warning buzzer outputs an acoustic signal as the door closes.



## SECURITY PACK 2

A relay that allows control of other garage or garden / security lighting.

The alarm buzzer recognises a break-in attempt and outputs a loud signal tone. The warning buzzer outputs an acoustic signal as the door closes.



## TRANSMITTERS

Adding additional transmitters is simple - choose Pearl Twin or Pearl transmitters (see page 11) or the bidirectional capability of the Pearl Vibe, below.

## ACCESS PACK 1

If you don't want to carry a transmitter you can operate your door from a wall mounted outdoor keypad. It's the perfect solution if you're out cycling or for family members that use the door occasionally.



Keypad

## THE PEARL VIBE

The Pearl Vibe transmitter option vibrates in your hand confirming that the control unit has received your command. It can also confirm if your door is open or closed using bidirectional communication between the opener and transmitter.



Pearl Vibe with bidirectional communication

## ACCESS PACK 2

For extra convenience you can control your door and check its position from within your home with a two function wall switch available in grey or white finish. Similar in size to a standard single light switch.



Wall Switch

## SMART PACK

The Output module transfers the door status (open/closed) allowing you to integrate your garage door into Smart Home systems.



Output

## SAFETY PACK

Add non-contact obstruction detection with Photoeye that uses an infra-red light beam across the opening to stop the door when the beam is broken.



Photoeye

## SOMWEB SMART PHONE CONTROL

The secure SOMweb Smart Home solution where your data stays safely inside your garage! Our system enables you to control your garage door via a smartphone app or web browser. Meanwhile, your data is kept safe, as it is not stored on external servers.



# PLACING YOU IN CONTROL!

## TECKENTRUP DOOR SOLUTIONS

# MADE TO MEASURE

# MADE TO

# LAST

**h****g****f****e****d****c****b****a**

## SUPERB MANUFACTURING

Our door leaves comprise eight different layers, which gives them extraordinary wear resistance and durability.

- a** Sealed top coating
- b** Highly effective adhesion primer
- c** Corrosion-resistant galvanized
- d** Steel core
- e** Corrosion-resistant galvanized
- f** Highly effective adhesion primer
- g** Protective coat on rear side
- h** Highly-stable core made of special foam with integrated thermal insulation

Whether you have a new garage or you're updating the look of your home, choosing quality protects the value of your home – for tomorrow and the generations to come.

As a family business, we see things in the same light. Only a solution that retains its value for years is really a good investment - CarTeck Automatic



#### MATCHED FRAMES

A simple one, but overlooked by many other garage door companies. Teckentrup doors all have colour matching frames, giving your new door serious kerb-appeal.

# ROBUST & DURABLE

#### CORROSION PROTECTION

A special plastic element separates the vertical frame sections from the floor. Whether after a rain shower or in the case of creeping dampness - the design ensures that the base area is always aerated, dries quickly, and is hence better protected against corrosion.



#### DURABLE SURFACE PROTECTION

The galvanized garage door frames have a high-quality top coating. This protects the doors from external influences and they remain just as decorative after several years as they were on the first day, with just a little regular care and maintenance.



#### EXACT FIT DIMENSIONS

Whether you're renovating or building anew - Teckentrup sectional garage doors fit perfectly into every installation situation. Door widths of up to 5.5m and door heights of up to 3m are made to measure for the right fit. Every door is superbly manufactured to exacting standards.



#### MAINTENANCE

Doors must be maintained as per the supplied Installation, Operating and Maintenance Manual by a Garage Door Specialist. Failure to carry out the required maintenance at the advised interval will invalidate the warranty.

#### CLEANING ON INSTALLATION

After the installation has been completed, clean and dry the door thoroughly inside and out with warm soapy water to remove any grease, dust and metal fragments from the door (these will discolour the door finish if left on the door).

#### CLEANING

The door should be washed with a car shampoo or similar, every two months, to prevent the build up of dirt, salt, grit and other corrosive substances. If the door is in an area prone to coastal corrosion from airborne salts, the door should be cleaned monthly. Furthermore, cleaning lifting gear with a cloth soaked in a light oil will help to protect your door from corrosion – it must be accepted that salt air is very aggressive and extra care is required. No caustic, abrasive or corrosive chemicals and substances, flood water, water runoff, or runoff from lead, copper or galvanic metal flashing should be allowed to come into contact with the door. Ash, cement, dust, animal waste, or foreign substances should be removed immediately. Failure to ensure the door is cleaned and maintained as described will invalidate the doors' warranty.

HOME | EIGHT GOOD REASONS

SAFETY ABOVE ALL

Safe operation of CarTeck Automatic is the overriding priority of every design decision we make. Precise manufacturing tolerances ensure quality is high and long-term reliability and durability is inherent, which in turn maintains safety.



FINGER SAFE & HAND PROTECTION

The patented finger pinch protection at panel joints protects you from injury.

Protection at the side of the door prevents a hand from being accidentally caught between the frame and guide rail.



QUIET DOOR OPERATION

Innovative designs worked out in great detail, such as rollers made from special plastic, ensure quiet opening and closing. Rattling door movements are a thing of the past.

MAXIMUM







### CONCEALED SPRINGS

Springs are concealed high up in the top tray - safely away from fingers. The trays also keep the springs in pristine condition, ensuring long-term smooth and quiet operation.

### EXTERNAL RELEASE

In the event of power failure, the motor can be disengaged using the discreet external release. This should be fitted if no alternative access to the garage is available to allow manual operation of the door until power returns.



### 6 POINT GUARANTEE

The warranty periods below only apply to products that have been correctly installed as per the instructions, maintained by a Garage Door Specialist and operated and cleaned in accordance with the requirements set out in the operating and maintenance sections of instructions and labels.

#### 2-year manufacturer's guarantee

- on polymer and aluminium window units

#### 5-year manufacturer's guarantee

- on rollers, hinges, cable pulleys, cables and standard springs (opening/closing max. 5 times a day)

#### 10-year manufacturer's guarantee

- on panels against rust penetration from inside to outside
- against door panel separation of steel from foam
- on material and manufacturing flaws of all non-moving parts of the frame that are verifiably unusable or whose usability is substantially compromised
- on floor seal, intermediate seals, side seals and lintel seal against rotting

The guarantee does not apply to doors that are subjected to extreme conditions, e.g. corrosive influences resulting from use in a coastal climate with high salt content.

### SAFETY SENSING



The motor control units' safety circuits monitor force levels many times every second. If the door encounters an obstruction, it is instantly sensed and the motor stops and reverses a short distance.



Our doors and openers are independently tested and certified to all current safety legislation and carry a CE mark.

Terms & conditions apply - see: [www.teckentrupdepot.co.uk](http://www.teckentrupdepot.co.uk)



# SAFETY & PERFORMANCE

# CarTeck Automatic Solid



## The Modern Master

Simple, clean design sets apart the CarTeck Automatic Solid as the contemporary choice.



CarTeck Solid - Woodgrain Anthracite Grey RAL 7016  
with Square Type 1 Windows



Harmony in motion

**SMART**

**SOLUTIONS**

### Problem:

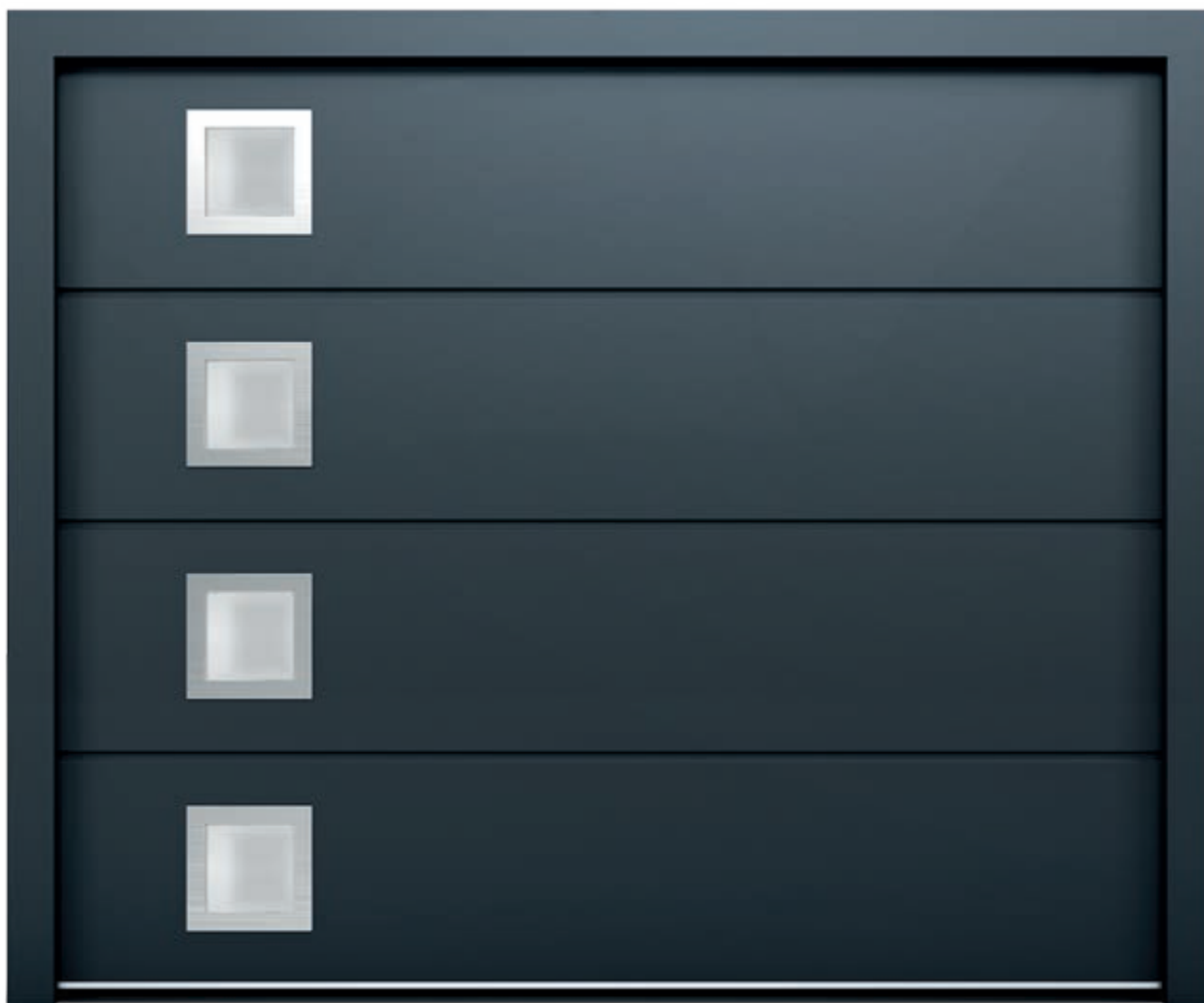
When you pop into the garage through a connecting door, you're always fumbling for the light switch!

### SOLUTION! "AMBIENCE PACK":

These clever LED strips are easily positioned on the underside of the door tracks with magnetic tape. They flood the garage with 6000 lumens of light (equivalent to around 400 watts of incandescent light!) Twin strips are activated by the kits' motion sensor or infra red remote control.




# CarTeck Automatic Solid



CarTeck Solid - Smooth Anthracite Grey RAL 7016 with Alpha Windows

### Surface Textures




Smooth



Woodgrain



Stucco



Micro-profiled

### A note about colour

Where doors are exposed to direct sunlight, dark colours should be avoided.

RAL references for colours are provided as a guide only to the nearest similar RAL colour. Colours will not match to other RAL finishes due to different coating processes, gloss levels, substrates and textures. Similarly, special RAL, BS or other colours will not be a precise match.

Colours shown are limited in accuracy by the printing process - samples should always be requested.

Wood Design frame legs, headers & 3D profiles in Golden Oak, Night Oak & Rosewood are finished in a complimenting painted wood effect finish but will not match precisely.

All frame legs, headers & 3D profiles are available in smooth finish only.

**Colours**

<input type="checkbox"/>	<input type="checkbox"/>	<input type="checkbox"/>	<input type="checkbox"/>
			
Flame Red RAL 3000	Fir Green RAL 6009	Moss Green RAL 6005	Sepia Brown RAL 8014
<input type="checkbox"/>	<input type="checkbox"/>	<input type="checkbox"/>	<input type="checkbox"/>
			
Window Grey RAL 7040	Anthracite Grey RAL 7016	White Aluminium RAL 9006	Cream RAL 9001
<input type="checkbox"/>	<input type="checkbox"/>	<input type="checkbox"/>	<input type="checkbox"/>
			
Quartz Grey RAL 7039	Light Grey RAL 7035	Grey Aluminium RAL 9007	Jet Black RAL 9005
<input type="checkbox"/>	<input type="checkbox"/>	<input type="checkbox"/>	<input type="checkbox"/>
			
White RAL 9016	Umbra Grey RAL 7022	Steel Blue RAL 5011	Slate Grey RAL 7015
<input type="checkbox"/>	<input type="checkbox"/>	<input type="checkbox"/>	<input type="checkbox"/>
			
Anthracite Textured RAL 7016	Ice Crystal Grey Aluminium	TT703 satin metallic grey with micaceous iron ore particles	Doors can also be coloured to any RAL shade

**Wood effects**









See page 36

		
Golden Oak <input type="checkbox"/>	Rosewood <input type="checkbox"/>	Night oak <input type="checkbox"/>



CarTeck Solid - Smooth White RAL 9016






**Windows**

	
Rectangle 1 <input type="checkbox"/>	Rectangle 2 <input type="checkbox"/>
	
Cross Mullion <input type="checkbox"/>	Rhombus Mullion <input type="checkbox"/>
	
Square 1 <input type="checkbox"/>	Rectangle 3 <input type="checkbox"/>
	
Square 2 <input type="checkbox"/>	Aluminium light strip <input type="checkbox"/>

The images above show popular window combinations. If you'd like alternative window configuration, just ask!

For extra special windows and decals, see our Bling section on pages 40 - 43.

**Automation**

		Parking pack 1 <input type="checkbox"/>	Parking pack 2 <input type="checkbox"/>
Ambience pack 1 <input type="checkbox"/>			
Ambience pack 2 <input type="checkbox"/>			
Ambience pack 3 <input type="checkbox"/>			
		Smart Pack <input type="checkbox"/>	
		Access pack 1 <input type="checkbox"/>	Access pack 2 <input type="checkbox"/>
Security pack 1 <input type="checkbox"/>			
Security pack 2 <input type="checkbox"/>			
		Pearl Vibe <input type="checkbox"/>	
Power Pack <input type="checkbox"/>			
			
Safety Pack <input type="checkbox"/>			

For pack details see page 12-13

# CarTeck Automatic Centre Ribbed



## The Style Master

Our most popular style. CarTeck Automatic's centre ribbed proportions give the door a refined designer feel that just works!



CarTeck Centre Rib - Grey Aluminium RAL 9007



Harmony in motion

**SMART**

**SOLUTIONS**

### Problem:

Don't want to take your remote with you?

### SOLUTION! "ACCESS PACK":

If you don't want to carry a transmitter you can operate your door from a wall mounted outdoor keypad. It's the perfect solution if you're out cycling or for family members that use the door occasionally.




Keypad

# CarTeck Automatic Centre Ribbed



CarTeck Centre Ribbed - Smooth Jet Black RAL 9005

### Surface Textures




Smooth



Woodgrain



Stucco



Micro-profiled

### A note about colour

Where doors are exposed to direct sunlight, dark colours should be avoided.

RAL references for colours are provided as a guide only to the nearest similar RAL colour. Colours will not match to other RAL finishes due to different coating processes, gloss levels, substrates and textures. Similarly, special RAL, BS or other colours will not be a precise match.

Colours shown are limited in accuracy by the printing process - samples should always be requested.

Wood Design frame legs, headers & 3D profiles in Golden Oak, Night Oak & Rosewood are finished in a complimenting painted wood effect finish but will not match precisely.

All frame legs, headers & 3D profiles are available in smooth finish only.



**Colours**

<input type="checkbox"/>	<input type="checkbox"/>	<input type="checkbox"/>	<input type="checkbox"/>
Flame Red RAL 3000	Fir Green RAL 6009	Moss Green RAL 6005	Sepia Brown RAL 8014
<input type="checkbox"/>	<input type="checkbox"/>	<input type="checkbox"/>	<input type="checkbox"/>
Window Grey RAL 7040	Anthracite Grey RAL 7016	White Aluminium RAL 9006	Cream RAL 9001
<input type="checkbox"/>	<input type="checkbox"/>	<input type="checkbox"/>	<input type="checkbox"/>
Quartz Grey RAL 7039	Light Grey RAL 7035	Grey Aluminium RAL 9007	Jet Black RAL 9005
<input type="checkbox"/>	<input type="checkbox"/>	<input type="checkbox"/>	<input type="checkbox"/>
White RAL 9016	Umbra Grey RAL 7022	Steel Blue RAL 5011	Slate Grey RAL 7015
<input type="checkbox"/>	<input type="checkbox"/>	<input type="checkbox"/>	<input type="checkbox"/>
Anthracite Textured RAL 7016	Ice Crystal Grey Aluminium	TT703 satin metallic grey with micaceous iron ore particles	Doors can also be coloured to any RAL shade

**Wood effects**

See page 36

<input type="checkbox"/>	<input type="checkbox"/>	<input type="checkbox"/>
Golden Oak	Rosewood	Night oak



**CarTeck Centre Ribbed - Smooth Wood Effect Golden Oak**

**Windows**

Rectangle 1 <input type="checkbox"/>	Rectangle 2 <input type="checkbox"/>
Cross Mullion <input type="checkbox"/>	Rhombus Mullion <input type="checkbox"/>
Square 1 <input type="checkbox"/>	Rectangle 3 <input type="checkbox"/>
Square 2 <input type="checkbox"/>	Aluminium light strip <input type="checkbox"/>



The images above show popular window combinations. If you'd like alternative window configuration, just ask!

For extra special windows and decals, see our Bling section on pages 40 - 43.

**Automation**

Ambience pack 1 <input type="checkbox"/>	Parking pack 1 <input type="checkbox"/>
Ambience pack 2 <input type="checkbox"/>	Parking pack 2 <input type="checkbox"/>
Ambience pack 3 <input type="checkbox"/>	
	Smart Pack <input type="checkbox"/>
	Access pack 1 <input type="checkbox"/>
Security pack 1 <input type="checkbox"/>	Access pack 2 <input type="checkbox"/>
Security pack 2 <input type="checkbox"/>	
	Pearl Vibe <input type="checkbox"/>
Power Pack <input type="checkbox"/>	
Safety Pack <input type="checkbox"/>	

For pack details see page 12-13

# CarTeck Automatic Standard Ribbed



### Simple, Timeless

Horizontal rib styling is a wonderfully simple way to create a design that is at home on any style of house, choose white, wood effect or add a splash of colour!



CarTeck Standard Ribbed- White RAL 9016



Harmony in motion

**SMART**

**SOLUTIONS**

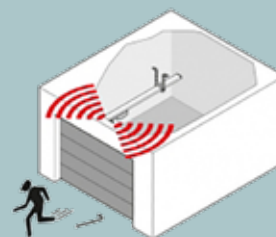
#### Problem:

Going on holiday and worried about security?

#### SOLUTION! "SECURITY PACK":

The magnetic motor lock that mechanically locks the motor in any position (even with ventilation function) up to an attack force of 300 kg, thereby improving the existing break-in protection.

The alarm buzzer recognises a break-in attempt and outputs a loud signal tone. The warning buzzer, on the other hand, outputs an acoustic signal as the door closes.



Lock




Buzzer

# CarTeck Automatic Standard Ribbed



CarTeck Standard Ribbed - Smooth White RAL 9016

### Surface Textures




Smooth



Woodgrain



Stucco



Micro-profiled

### A note about colour

Where doors are exposed to direct sunlight, dark colours should be avoided.

RAL references for colours are provided as a guide only to the nearest similar RAL colour. Colours will not match to other RAL finishes due to different coating processes, gloss levels, substrates and textures. Similarly, special RAL, BS or other colours will not be a precise match.

Colours shown are limited in accuracy by the printing process - samples should always be requested.

Wood Design frame legs, headers & 3D profiles in Golden Oak, Night Oak & Rosewood are finished in a complimenting painted wood effect finish but will not match precisely.

All frame legs, headers & 3D profiles are available in smooth finish only.

**Colours**

<input type="checkbox"/>	<input type="checkbox"/>	<input type="checkbox"/>	<input type="checkbox"/>
Flame Red RAL 3000	Fir Green RAL 6009	Moss Green RAL 6005	Sepia Brown RAL 8014
<input type="checkbox"/>	<input type="checkbox"/>	<input type="checkbox"/>	<input type="checkbox"/>
Window Grey RAL 7040	Anthracite Grey RAL 7016	White Aluminium RAL 9006	Cream RAL 9001
<input type="checkbox"/>	<input type="checkbox"/>	<input type="checkbox"/>	<input type="checkbox"/>
Quartz Grey RAL 7039	Light Grey RAL 7035	Grey Aluminium RAL 9007	Jet Black RAL 9005
<input type="checkbox"/>	<input type="checkbox"/>	<input type="checkbox"/>	<input type="checkbox"/>
White RAL 9016	Umbra Grey RAL 7022	Steel Blue RAL 5011	Slate Grey RAL 7015
<input type="checkbox"/>	<input type="checkbox"/>	<input type="checkbox"/>	<input type="checkbox"/>
Anthracite Textured RAL 7016	Ice Crystal Grey Aluminium	TT703 satin metallic grey with micaceous iron ore particles	Doors can also be coloured to any RAL shade

**Wood effects**

See page 36

<input type="checkbox"/>	<input type="checkbox"/>	<input type="checkbox"/>
Golden Oak	Rosewood	Night oak



**CarTeck Standard Ribbed - Smooth Wood Effect Rosewood**

**Windows**

<input type="checkbox"/>	<input type="checkbox"/>
Rectangle 1	Rectangle 2
<input type="checkbox"/>	<input type="checkbox"/>
Cross Mullion	Rhombus Mullion
<input type="checkbox"/>	<input type="checkbox"/>
Square 1	Rectangle 3
<input type="checkbox"/>	<input type="checkbox"/>
Square 2	Aluminium light strip



The images above show popular window combinations. If you'd like alternative window configuration, just ask!

For extra special windows and decals, see our Bling section on pages 40 - 43.

**Automation**

<input type="checkbox"/>	<input type="checkbox"/>
Ambience pack 1	Parking pack 1
<input type="checkbox"/>	<input type="checkbox"/>
Ambience pack 2	Parking pack 2
<input type="checkbox"/>	<input type="checkbox"/>
Ambience pack 3	Smart Pack
<input type="checkbox"/>	<input type="checkbox"/>
Security pack 1	Access pack 1
<input type="checkbox"/>	<input type="checkbox"/>
Security pack 2	Access pack 2
<input type="checkbox"/>	<input type="checkbox"/>
Power Pack	Pearl Vibe
<input type="checkbox"/>	<input type="checkbox"/>
Safety Pack	

For pack details see page 12-13

# CarTeck Automatic Georgian



## The Classic

The Georgian design features are a timeless favourite and work beautifully with the addition of windows for an added accent and natural light.



CarTeck Georgian - White RAL 9016 with Cross Mullion Windows



Harmony in motion

**SMART**

**SOLUTIONS**

### Problem:

Worried about the rain? Parking a wet car in a garage can create humidity issues and even promote corrosion!

### SOLUTION! "PARKING PACK":

If you drive your car in wet and the humidity in the garage rises, the sensor automatically opens the door a short distance to allow fresh air in, helping prevent mould forming. When humidity levels drop, the sensor automatically closes the door.



Humidity Sensor

# CarTeck Automatic Georgian



Carteck Georgian - Woodgrain Jet Black RAL 9005

### Surface Textures



Woodgrain

### A note about colour

Where doors are exposed to direct sunlight, dark colours should be avoided.

RAL references for colours are provided as a guide only to the nearest similar RAL colour. Colours will not match to other RAL finishes due to different coating processes, gloss levels, substrates and textures. Similarly, special RAL, BS or other colours will not be a precise match.














Colours shown are limited in accuracy by the printing process - samples should always be requested.

Wood Design frame legs, headers & 3D profiles in Golden Oak, Night Oak & Rosewood are finished in a complimenting painted wood effect finish but will not match precisely.

All frame legs, headers & 3D profiles are available in smooth finish only.



**Colours**

<input type="checkbox"/>	<input type="checkbox"/>	<input type="checkbox"/>	<input type="checkbox"/>
			
Flame Red RAL 3000	Fir Green RAL 6009	Moss Green RAL 6005	Sepia Brown RAL 8014
<input type="checkbox"/>	<input type="checkbox"/>	<input type="checkbox"/>	<input type="checkbox"/>
			
Window Grey RAL 7040	Anthracite Grey RAL 7016	White Aluminium RAL 9006	Cream RAL 9001
<input type="checkbox"/>	<input type="checkbox"/>	<input type="checkbox"/>	<input type="checkbox"/>
			
Quartz Grey RAL 7039	Light Grey RAL 7035	Grey Aluminium RAL 9007	Jet Black RAL 9005
<input type="checkbox"/>	<input type="checkbox"/>	<input type="checkbox"/>	<input type="checkbox"/>
			
White RAL 9016	Umbra Grey RAL 7022	Steel Blue RAL 5011	Slate Grey RAL 7015
<input type="checkbox"/>	<input type="checkbox"/>	<input type="checkbox"/>	<input type="checkbox"/>
			
Anthracite Textured RAL 7016	Ice Crystal Grey Aluminium	TT703 satin metallic grey with micaeous iron ore particles	Doors can also be coloured to any RAL shade
<b>Wood effects</b> See page 36			
			
Golden Oak <input type="checkbox"/>	Rosewood <input type="checkbox"/>	Night oak <input type="checkbox"/>	












Cardeck Georgian - Woodgrain White RAL 9016

**Windows**


	
Rectangle 1 <input type="checkbox"/>	Cross Mullion <input type="checkbox"/>
	
Rhombus Mullion <input type="checkbox"/>	

**Automation**

		Parking pack 1 <input type="checkbox"/>
Ambience pack 1 <input type="checkbox"/>	Parking pack 2 <input type="checkbox"/>	Parking pack 2 <input type="checkbox"/>
Ambience pack 2 <input type="checkbox"/>		Smart Pack <input type="checkbox"/>
Ambience pack 3 <input type="checkbox"/>		Access pack 1 <input type="checkbox"/>
	Access pack 2 <input type="checkbox"/>	Access pack 2 <input type="checkbox"/>
Security pack 1 <input type="checkbox"/>		Pearl Vibe <input type="checkbox"/>
Security pack 2 <input type="checkbox"/>		
		
Power Pack <input type="checkbox"/>		
		
Safety Pack <input type="checkbox"/>		

For pack details see page 12-13

# CarTeck Automatic Wood Effect



## Rich woodtones

Our wide grain wood effect finishes are grained to give a much more natural look than close grain finishes.



CarTeck Centre Ribbed - Wood Effect Golden Oak



Harmony in motion

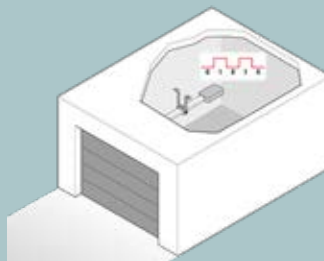
**SMART**  
**SOLUTIONS**

### Problem:

Out and about and can't remember if you left the garage door open?

### SOLUTION! "SMART PACK":

The Output module transfers the door status (open/closed) allowing you to integrate your garage door into Smart Home systems.



# CarTeck Automatic Wood Effect



CarTeck Georgian - Woodgrain Wood Effect Golden Oak

### Surface Texture for Georgian



Woodgrain

### Life-like Wood effect

Our wood effect doors definitely look the part - characterful woodgraining brings these designs to life.

### A note about colour

Where doors are exposed to direct sunlight, dark colours should be avoided.

RAL references for colours are provided as a guide only to the nearest similar RAL colour. Colours will not match to other RAL finishes due to different coating processes, gloss levels, substrates and textures. Similarly, special RAL, BS or other colours will not be a precise match.

Colours shown are limited in accuracy by the printing process - samples should always be requested.

Wood Design frame legs, headers & 3D profiles in Golden Oak, Night Oak & Rosewood are finished in a complimenting painted wood effect finish but will not match precisely.

All frame legs, headers & 3D profiles are available in smooth finish only.

**Wood effects**



Golden Oak



Rosewood



Night oak

Centre Rib Rosewood



Solid Night Oak




Centre Rib Golden Oak



Standard Rib Rosewood



**Surface Textures for Standard Rib, Centre Rib & Solid**



Smooth Rosewood & Night Oak



Smooth Golden Oak



Scratch-resistant Polymer  
Double Pane  
Clear



Scratch-resistant Polymer  
Double Pane  
Frosted



Scratch-resistant Polymer  
Double Pane  
Satin

# Our glazing elements.

## Glazing Elements

Scratch-resistant Polymer, double glazed windows in attractive designs allow natural light into your garage.

As harmonious integration or intentional contrast – aligned with other facades and windows, vision elements play a key role in shaping the overall architecture of your house.



Window frames are coloured to be similar to the door panel. Selected Trend colours & wood design windows are finished in a complementary flat colour for Golden Oak (RAL8003), Rosewood (RAL8016), Night Oak (RAL8014), Textured Anthracite (RAL7016) and Ice Crystal Grey Aluminium (RAL9007). The surrounds on aluminium GSA window sections are finished in a smooth finish.

Window frame colour shade and surface lustre will show a variance from the panel finish as the base material and coating methods are different.



\*Not available on Georgian style



Rectangle 1



Rectangle 2\*



Cross mullion



Rhombus Mullion



Square 1\*




Rectangle 3\*



Square 2\*



GSA Aluminium light strip



The images above show popular window combinations. If you'd like alternative window configuration, just ask!

For extra special aluminium windows and decals, see our Bling section on pages 40 - 43.

# Teckentrup Bling!

## Light up!

### Windows

High-grade window units add natural daylight with a contemporary twist. Windows are constructed with an aluminium casement and polymer glazing unit.



#### Available on:



CarTeck Automatic Solid



CarTeck Automatic Centre Ribbed



CarTeck Automatic Standard Ribbed

#### Glazing Styles

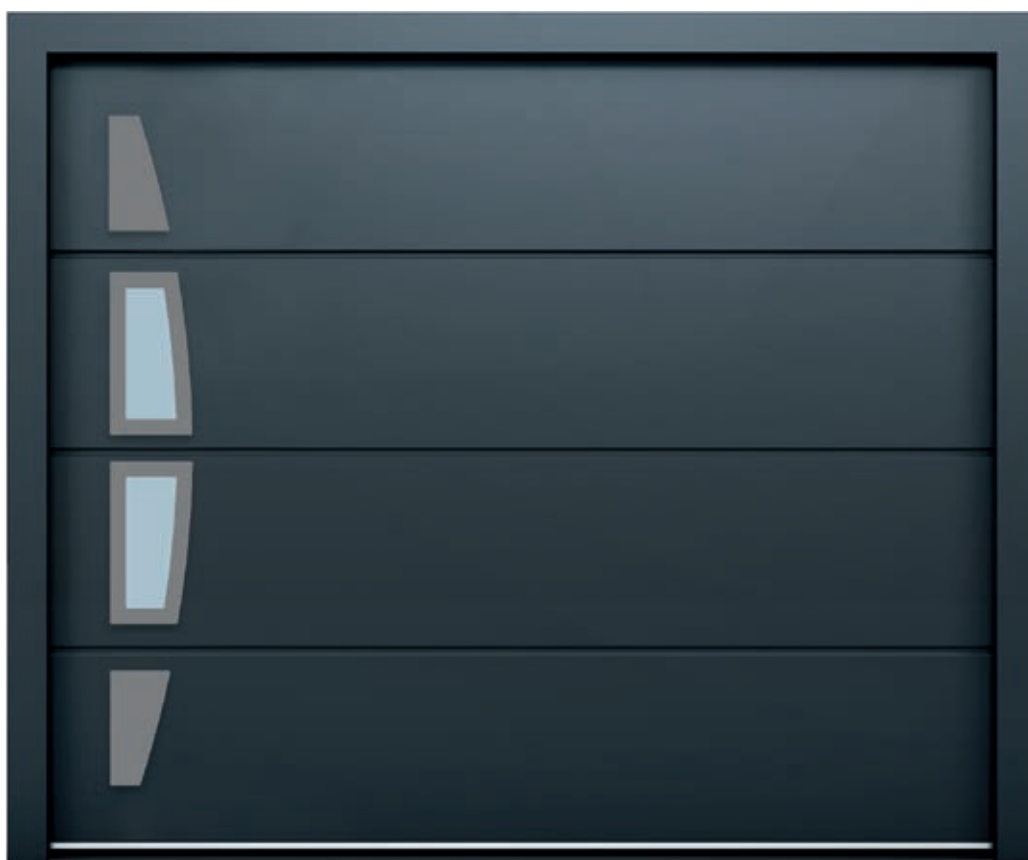


Satin



Clear

#### Window Options



- Athena  
406mm x 203mm



# More!

## Extras

Finishing touches to make your door easier to use.



### LETTER BOXES



### SPY HOLES



### PET FLAPS

Pet Flaps, usually fitted to the bottom panel of a door!

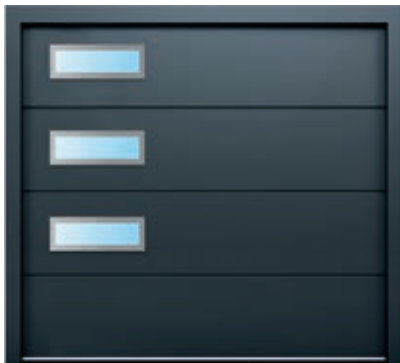


### ANYTHING ELSE?


If you can think of anything else you would like to incorporate onto your door, just ask and we'll see if we can make it happen!



Versus  
900mm x 1000mm



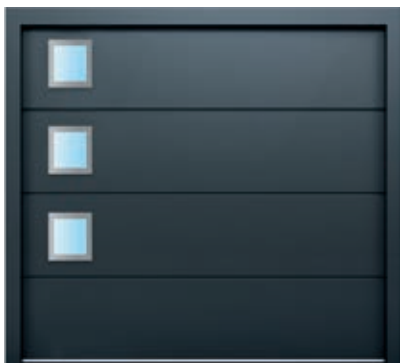
Sigma  
610mm x 200mm



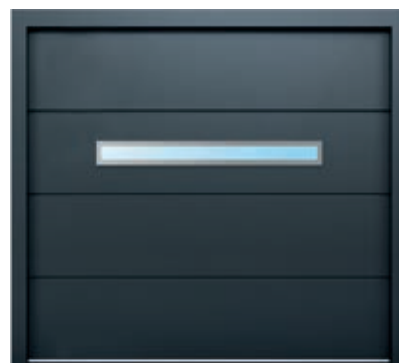
Gamma  
534mm x 344mm



Zeta  
ø280mm



Alpha  
280mm x 280mm



Kappa  
1860mm x 180mm

The images above and left show the most popular window combinations. If you'd like alternative window configuration, just ask!

# Teckentrup Bling!

## Design Accents

### Decals

High-grade alinox decals are factory bonded to your door for added visual appeal. Each decal can be positioned to suit your sense of design, however, popular arrangements are shown here.



#### Available on:



CarTeck Automatic Solid



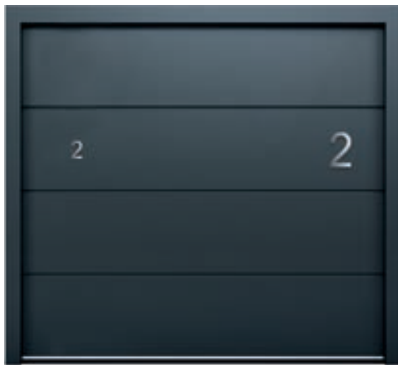
CarTeck Automatic Centre Ribbed



CarTeck Automatic Standard Ribbed



#### Decorative Decal Options



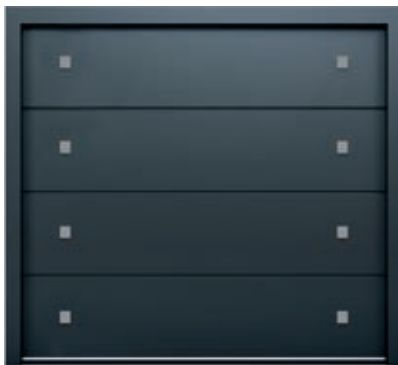
Writing  
100mm/200mm



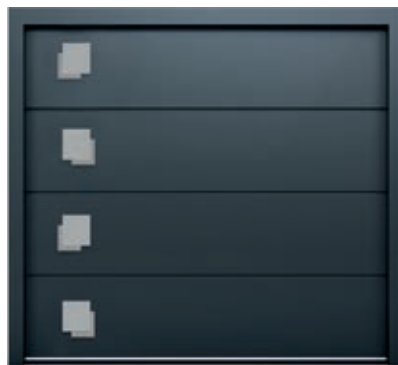
Access 1  
431mm x 40mm



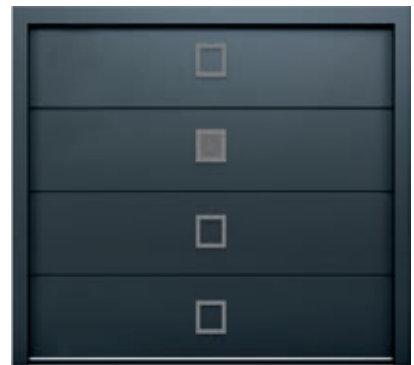
Access 2  
430mm x 40mm



Access 6  
70mm x 70mm



Access 7  
150mm x 150mm



Access 8  
194 mm x 194 mm

## Mock Hinges


Factory bonded black decals.




Coach House Mock Hinges  
277mm x 81mm



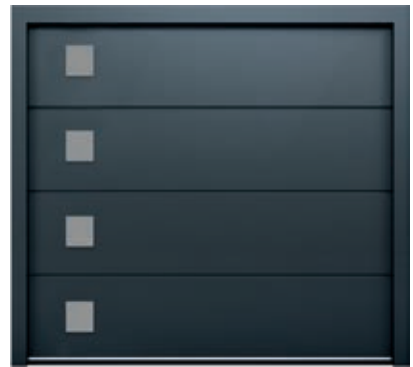
Coach House Mock Handles & Centre Joint  
36mm x 178mm



Access 3  
215mm x 40mm




Access 4  
400mm x 86mm



Access 5  
180mm x 180mm



Access 9  
436mm x 40mm



Access 10  
431mm x 13mm

# CarTeck Side Hinged Garage Doors & Side Doors



CarTeck Centre Ribbed Smooth - Jet Black with lipped threshold option



Window options are also available on CarTeck Side Hinged garage doors. See the CarTeck Side Hinged Garage Door & Side Doors Brochure for full details.



Styles are available as 1/2 and 1/2 split (shown above) or as an asymmetric design (shown left).

1/2 and 1/2 split

Asymmetric

Georgian Horizontal



Georgian Vertical



Solid Vertical



Solid Horizontal



Centre Ribbed Vertical



Centre Ribbed Horizontal



Standard Ribbed Vertical



Standard Ribbed Horizontal



Traditional Standard Ribbed Vertical



Traditional Centre Ribbed Horizontal



Each of the Traditional designs is also available in centre ribbed and solid panel profiles.

To see all design variants available request or download the CarTeck Side Hinged Garage Door & Side Doors Brochure.

CarTeck Side Hinged Garage Door & Side Doors are available in a wide range of colours - see page 33 or 29, 25, and 21.

### Simply the best

Teckentrup side hinged garage doors and personnel doors are quite simply the very best. The solid panels, engineered hollow section aluminium frames and high grade fittings result in a door that closes with a reassuringly deep "clunk".

Security is excellent and the range of styles, finishes and windows allows personalisation to suit your tastes. 1/2 and 1/2 opening and asymmetric configurations further increase the doors' versatility.

### Neat inside too

The inside of the door is very presentable. There are no unsightly bracings just a wipe clean surface finished in a practical grey white stucco texture (RAL 9002). Horizontal doors are as shown below, vertical doors have small jointing plates at the panel interfaces



EN 14351-1

Our doors are independently tested and certified to all current safety legislation and carry a CE mark.



### To see the full range...

Ask for the CarTeck Side Hinged Garage Door & Side Doors Brochure or download a copy from the Teckentrup website.



# Teckentrup 62 Swing Secure Garage



**STYLISH, SECURE  
A CLASSIC, UPDATED**

## A new and secure look for garages


The main entrance doors to homes are becoming more attractive and high performance. Hinged swing garage doors, whilst still popular, are limited in choice and performance.

The Teckentrup 62 Swing Secure brings crisp aesthetics and comparable performance to the main entrance door; Thermal Transmittance, Resistance to Windload, Watertightness, Air Permeability and Operating Forces are all certified in these high performance doors.

Add to this, certified security to the Secured by Design Police Preferred Specification as standard, tested to LPS 1175 Issue 8 A1 (SR1) and Teckentrup 62 Swing Secure garage doors are a classic, updated for today's homes. The superb build quality of the double leaf doors is complemented by matching single leaf doors for side or rear access to your garage space.



Our doors are independently tested and certified to EN14351-1 and all current safety legislation and carry a CE mark.



Tested to LPS 1175 Issue 8  
A1 (SR1)



Secured by Design



Police Preferred Specification

# e Door



All Teckentrup 62 Swing Secure Garage Doors are available with a choice of high grade windows and stainless steel pull handle options. To see the full range of optional extras, ask for the brochure!



### Colours



White  
RAL 9016



Anthracite Grey  
RAL 7016



Jet Black  
RAL 9005

Doors can also be coloured to any RAL shade.




**To see the full range...**  
Ask for the Teckentrup 62 Swing Secure Brochure or download a copy from the Teckentrup website.

**TECKENTRUP**  
DOOR SOLUTIONS

Teckentrup is a family business with operations throughout the world. In the UK we make our garage doors in Warrington, Cheshire. CarTeck Automatic is available through a national network of independent Garage Door Specialist installers.

Teckentrup offers more than garage doors: We provide solutions and have set three quality standards for our garage doors:

# Design. Security. Service.



March 2021

Teckentrup UK Limited, Units 2-4 Opus 9 Industrial Estate, Woburn Road, Winwick Quay, Warrington WA2 8UE

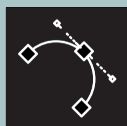
t: 01925 924 050

f: 08701 314 843

e: sales@teckentrup.co.uk

# TECKENTRUP

DOOR SOLUTIONS



## Design

**We combine ease of use with aesthetics.**

Good design uses innovative technology to make using a product intuitive and effortless. CarTeck Automatic sectional garage doors offer a wide range of design options that will transform the look of your home and the way you use your garage space.



## Safety & Security

**We combine security with safety.**

Our products are designed to provide peace of mind with both physical security and the knowledge that durability and safe operation are inherent.



## Service

**We combine speed with reliability.**

The Teckentrup team and our network of Garage Door Specialists installers love to make your new door a pleasure to own. From planning to installation. You'll always receive expert advice and the best service for installation, maintenance and aftercare.

## Quality & Environment

Teckentrup operates to quality procedures audited to ISO 9001. We care about the environment too - this is why our products are certified in accordance with the Environmental Product Declaration (EPD).

ISO 14001 Environmental Management

ISO 50001 Energy Management



Member



Accredited Contractor



LPCB