

# CLASSIC, CONTEMPORARY

CarTeck Side Hinged Garage Doors & Side Doors

# SECURE, STYLISH

Teckentrup 62 Swing Secure Garage Doors & Side Doors

Teckentrup 62 Swing Secure  
is Secured by Design as standard

Secured by Design



Police Preferred Specification





CarTeck Centre Ribbed Woodgrain - Anthracite Grey  
with asymmetric door design and  
1500mm Stainless Steel 'D' Handles

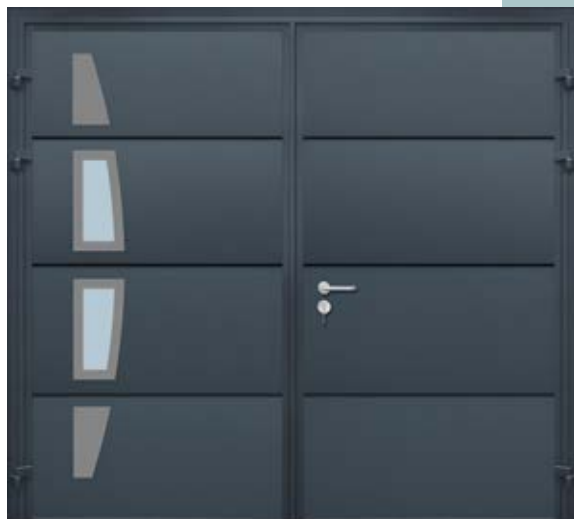


## CarTeck Side Hinged Garage Doors & Side Doors

### Simple, Neat

Side hinged garage doors are made from the same superb panels as CarTeck sectional garage doors. Quite simply the very best.

**See pages  
4 - 18**



## Teckentrup Bling

### Make your door, yours!

Personalising your door makes a design statement. Add a decorative accent with LED-lit windows and decals or increase convenience with code locking or pet flaps. It's the details that make your door extra special...

**See pages  
19 - 21**



## Teckentrup 62 Swing Secure Garage Doors & Side Doors

### Contemporary, High Performance

A classic, contemporary alternative, updated for today's home with certified security to the Secured by Design Police Preferred Specification as standard, tested to LPS 1175 Issue 8 A1 (SR1).

**See pages  
22 - 27**



Tested to LPS 1175  
Issue 8 A1 (SR1)

**TECKENTRUP**  
DOOR SOLUTIONS



# CarTeck Side Hinged Garage Doors



CarTeck Centre Ribbed Smooth - Jet Black  
with lipped threshold option

# & Side Doors



CarTeck Solid Smooth - Anthracite Grey with Zeta Round Aluminium Window



EN 14351-1

Our doors are independently tested and certified to all current safety legislation and carry a CE mark.

## Simply the best

Teckentrup side hinged garage doors and personnel doors are quite simply the very best. The solid panels, engineered hollow section aluminium frames and high grade fittings result in a door that closes with a reassuringly deep "clunk".

Security is excellent and the range of styles, finishes and windows allows personalisation to suit your tastes. 1/2 and 1/2 opening and asymmetric configurations further increase the doors' versatility.


## Neat inside too

The inside of the door is very presentable. There are no unsightly bracings just a wipe clean surface finished in a practical grey white stucco texture (RAL 9002). Horizontal doors are as shown below, vertical doors have small jointing plates at the panel interfaces



## Mitred Frames

The mitred door leaf frame and door frame are finished in a matching smooth finish for white, Trend (including Anthracite Textured) and RAL coloured doors. For these Trend colours, a complimentary flat colour is used: Ice Crystal Grey Aluminium (RAL9007), Golden Oak (RAL8003), Rosewood (RAL8016) and Night Oak (RAL8014) wood design finishes. (The door frame colour shade and surface lustre will show a variance from the panel finish as the base material and coating methods are different.)



**TECKENTRUP**  
DOOR SOLUTIONS

TECKENTRUP | DESIGN

# Every detail, perfect

## High quality hinges

Aluminium hinges with secured hinge bolts make it extremely difficult to lever open the door and are easily adjusted. Two or three hinges are fitted to each leaf dependent on size.



## Lipped threshold

For improved weather protection, a stepped 3-part aluminium threshold with a bulb weather strip is available as an optional extra. The door leaves close against the raised weather strip creating an improved barrier to dust and debris. The threshold includes a thermal break reducing heat transfer.




## Aluminium strip threshold

The aluminium profile available as an option, provides a simple low profile threshold (without a weather strip).



## Double weather strips and mitred corners

In addition to the circumferential weather strip around the door leaf, the door frame has a three-sided weather strip for excellent draught reduction. Profiles are mitre jointed for a neat finish.



## Triple point locking option

The active leaf is available with three point locking for greatly enhanced security. The locks provide enhanced strength to combat attempts to force them apart.



## Solid 40mm thick panels

Doors are built with 40mm thick interlocking panels and an aluminium hollow section frame that provides excellent strength, rigidity and resistance to corrosion.



## Security keys



Each door includes two security keys. Security keys add extra security by preventing unauthorised copying. They cannot be cut by anyone other than the issuer of the key - Teckentrup.



## Stainless steel handles and security locking

High grade stainless steel handles and lock covers are tough and attractive, whilst the latch and dead bolt combination provides dependable security. A convenient thumb turn operates the lock from the inside.

The inactive leaf incorporates a stainless steel strike plate and steel lock keep box for added attack resistance. If you have a specific hardware requirement, talk to us as alternative designs can often be accommodated.



## Door stays

These top grade, spring dampened stays hold the door securely in the open position. A simple de-latch motion releases the held door leaf. Any leaf below 780mm wide (including asymmetric side hinged doors) will not have a stay.

**Note - not designed for high wind applications.**



## Foot Stops

Add foot activated floor stops to hold the door in the open position. Floor stops can be selected as an alternative option to door stays.

**Note - not designed for high wind applications.**



## Flush bolt security

The inactive leaf is secured with flush bolts to the top and bottom of the leaf.



# Superior Quality



## Cleaning On Installation

After the installation has been completed, clean and dry the door thoroughly inside and out with warm soapy water to remove any grease, dust and metal fragments from the door (these will discolour the door finish if left on the door).

## Cleaning

The door should be washed with a car shampoo or similar, every two months, to prevent the build up of dirt, salt, grit and other corrosive substances. If the door is in an area prone to coastal corrosion from airborne salts, the door should be cleaned monthly. Furthermore, cleaning operating gear with a cloth soaked in a light oil will help to protect your door from corrosion – it must be accepted that salt air is very aggressive and extra care is required.

No caustic, abrasive or corrosive chemicals and substances, flood water, water runoff, or runoff from lead, copper or galvanic metal flashing should be allowed to come into contact with the door.

Ash, cement, dust, animal waste, or foreign substances should be removed immediately. Failure to ensure the door is cleaned and maintained as described will invalidate the doors' warranty.

## Maintenance

Doors must be maintained as per the supplied Installation, Operating and Maintenance Manual by a Garage Door Specialist. Failure to carry out the required maintenance at the advised interval will invalidate the warranty.

## What Performance Can I Expect?

As part of the CE marking process, each product must have its performance provided for a defined set of characteristics to allow fair comparison between products from different manufacturers. Other characteristics can also be included, if relevant to a door's performance. The following table shows the performance characteristics of CarTeck side hinged garage doors.

NPD signifies the product has not been measured for this characteristic (NPD - No Performance Determined).

### PERFORMANCE CHARACTERISTIC

### RATING

|   |                |
|---|----------------|
| <b>Resistance to Windload<br/>EN 12424</b>    | <b>Class 2</b> |
| <b>Watertightness<br/>EN12425</b>             | <b>NPD</b>     |
| <b>Air Permeability<br/>EN 12426</b>          | <b>NPD</b>     |
| <b>Thermal Transmittance<br/>EN 13241 – 1</b> | <b>NPD</b>     |

## Warranty

The warranty periods below only apply to products that have been correctly installed as per the instructions, maintained by a Garage Door Specialist and operated and cleaned in accordance with the requirements set out in the operating and maintenance sections of instructions and labels.

**2/10**

**2/10 Year Guarantee**

### 2-year manufacturer's guarantee

- on window units, hinges, locks, handles and stays (opening/closing max. 5 times a day)

### 10-year manufacturer's guarantee

- on panels against rust penetration from inside to outside
- against door panel separation of steel from foam
- on material and manufacturing flaws of all non-moving parts of the frame that are verifiably unusable or whose usability is substantially compromised
- on floor seal, intermediate seals and frame seals against rotting

The guarantee does not apply to doors that are subjected to extreme conditions, e.g. corrosive influences resulting from use in a coastal climate with high salt content.

Terms and conditions apply, visit [www.teckentrup.co.uk](http://www.teckentrup.co.uk) for details.

**TECKENTRUP**  
DOOR SOLUTIONS

# CarTeck Side Hinged Georgian

CarTeck Georgian Horizontal -  
Woodgrain Anthracite Grey with  
Cross Mullion Windows

CarTeck Georgian Vertical -  
Woodgrain Rosewood



CarTeck Side Hinged Georgian Horizontal

1/2 and 1/2 split ☐



1/2 and 1/2 split  
width up to 2350mm

Asymmetric split ☐



Asymmetric split  
width up to 2350mm



Asymmetric split  
width above 2350mm

Personnel ☐



Personnel door

CarTeck Side Hinged Georgian Vertical

1/2 and 1/2 split ☐



1/2 and 1/2 split Height below 2200mm\*



1/2 and 1/2 split Height above 2200mm\*

\*2250mm with windows

## A note about colour





Where doors are exposed to direct sunlight, dark colours should be avoided.

RAL references for colours are provided as a guide only to the nearest similar RAL colour. Colours will not match to other RAL finishes due to different coating processes, gloss levels, substrates and textures. Similarly, special RAL, BS or other colours will not be a precise match.

Colours shown are limited in accuracy by the printing process - samples should always be requested.

The mitred door leaf frame and door frame are finished in a matching smooth finish for white, Trend (including Anthracite Textured) and RAL coloured doors and a complimentary flat colour for Ice Crystal Grey Aluminium (RAL9007) Golden Oak (RAL8003), Rosewood (RAL8016) and Night Oak (RAL8014) wood design finishes.



**Surface Textures**Woodgrain ☐**Colours**Flame Red  
RAL 3000 ☐Fir Green  
RAL 6009 ☐Moss Green  
RAL 6005 ☐Sepia Brown  
RAL 8014 ☐Window Grey  
RAL 7040 ☐Anthracite  
Grey RAL 7016 ☐White Aluminium  
RAL 9006 ☐Cream  
RAL 9001 ☐Quartz Grey  
RAL 7039 ☐Light Grey  
RAL 7035 ☐Grey Aluminium  
RAL 9007 ☐Jet Black  
RAL 9005 ☐White  
RAL 9016 ☐Umbra Grey  
RAL 7022 ☐Steel Blue  
RAL 5011 ☐Slate Grey  
RAL 7015 ☐Anthracite  
Textured  
RAL 7016 ☐Ice Crystal Grey  
Aluminium ☐TT703 satin  
metallic grey  
with micaceous  
iron ore  
particles ☐

Doors can also  
be coloured to  
any RAL shade

**Wood effects**Golden Oak ☐Rosewood ☐Night oak ☐CarTeck Georgian Horizontal -  
Woodgrain Moss GreenCarTeck Georgian Vertical -  
Woodgrain White with  
Cross Mullion windows**Windows****Vertical**Rectangle 1 ☐Cross Mullion ☐Rhombus Mullion ☐**Horizontal**Rectangle 1 ☐Cross Mullion ☐Rhombus Mullion ☐

The images above show the most popular window combinations. If you'd like alternative window configuration, just ask! For full details on windows, see page 18.

**CarTeck Georgian Horizontal - Woodgrain Golden Oak**

# CarTeck Side Hinged Solid ☐

CarTeck Solid Horizontal -  
Smooth Anthracite Grey

CarTeck Solid Horizontal -  
Wood Effect Night Oak



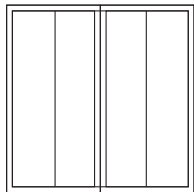
CarTeck Side Hinged  
Solid Vertical ☐



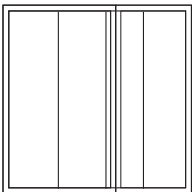
CarTeck Side Hinged  
Solid Horizontal ☐



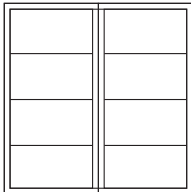
CarTeck Side Hinged  
Solid Personnel ☐



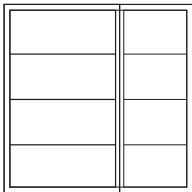
1/2 and 1/2 split ☐



Asymmetric ☐



1/2 and 1/2 split ☐



Asymmetric ☐

### A note about colour

Where doors are exposed to direct sunlight, dark colours should be avoided.

RAL references for colours are provided as a guide only to the nearest similar RAL colour. Colours will not match to other RAL finishes due to different coating processes, gloss levels, substrates and textures. Similarly, special RAL, BS or other colours will not be a precise match.

Colours shown are limited in accuracy by the printing process - samples should always be requested.

The mitred door leaf frame and door frame are finished in a matching smooth finish for white, Trend (including Anthracite Textured) and RAL coloured doors and a complimentary flat colour for Ice Crystal Grey Aluminium (RAL9007) Golden Oak (RAL8003), Rosewood (RAL8016) and Night Oak (RAL8014) wood design finishes.

**Surface Textures**

Smooth










Woodgrain



Stucco



Micro-profiled

**Colours**Flame Red  
RAL 3000Fir Green  
RAL 6009Moss Green  
RAL 6005Sepia Brown  
RAL 8014Window Grey  
RAL 7040Anthracite  
Grey RAL 7016White Aluminium  
RAL 9006Cream  
RAL 9001Quartz Grey  
RAL 7039Light Grey  
RAL 7035Grey Aluminium  
RAL 9007Jet Black  
RAL 9005White  
RAL 9016Umbra Grey  
RAL 7022Steel Blue  
RAL 5011Slate Grey  
RAL 7015Anthracite  
Textured  
RAL 7016Ice Crystal Grey  
AluminiumTT703 satin  
metallic grey  
with micaceous  
iron ore  
particles

Doors can also  
be coloured to  
any RAL shade

**Wood effects**

Golden Oak



Rosewood



Night oak

**Handle Options**

Stainless Steel 'D' Handles




1500mm



1200mm

**Polyurethane Windows****Horizontal**

Square Type 1



Square Type 2




Rhombus Mullion



Rectangle 1



Rectangle 2



Rectangle 3



Cross Mullion

**Vertical**

Rectangle 1



Cross Mullion



Rhombus Mullion



The images above  
show popular window  
combinations. If  
you'd like alternative  
window configuration,  
just ask! For full  
details on windows,  
see page 18.

**Aluminium Windows**

Zeta ø280



Alpha



The images above show popular  
aluminium windows from our Bling  
collection of extra special windows  
and decals. See the full Bling range on  
pages 19 - 21.



# CarTeck Side Hinged Centre Ribbed ☐

CarTeck Centre Ribbed Vertical -  
Smooth Anthracite Grey with 1200mm  
Stainless Steel 'D' Handles

CarTeck Centre Ribbed Horizontal -  
Woodgrain with Rectangle 2 Windows



CarTeck Side Hinged  
Centre Ribbed Vertical ☐



CarTeck Side Hinged  
Centre Ribbed Horizontal ☐



CarTeck Side Hinged  
Centre Ribbed Personnel ☐

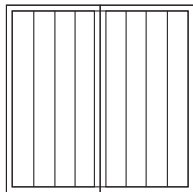


### A note about colour

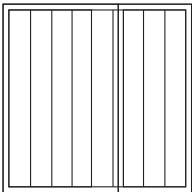
Where doors are exposed to direct sunlight, dark colours should be avoided.  
RAL references for colours are provided as a guide only to the nearest similar RAL colour. Colours will not match to other RAL finishes due to different coating processes, gloss levels, substrates and textures. Similarly, special RAL, BS or other colours will not be a precise match.

Colours shown are limited in accuracy by the printing process - samples should always be requested.

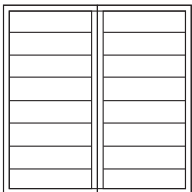
The mitred door leaf frame and door frame are finished in a matching smooth finish for white, Trend (including Anthracite Textured) and RAL coloured doors and a complimentary flat colour for Ice Crystal Grey Aluminium (RAL9007) Golden Oak (RAL8003), Rosewood (RAL8016) and Night Oak (RAL8014) wood design finishes.



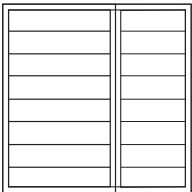
1/2 and 1/2 split ☐



Asymmetric ☐



1/2 and 1/2 split ☐



Asymmetric ☐



**Surface Textures**

Smooth









Woodgrain



Stucco



Micro-profiled

**Colours**Flame Red  
RAL 3000Fir Green  
RAL 6009Moss Green  
RAL 6005Sepia Brown  
RAL 8014Window Grey  
RAL 7040Anthracite  
Grey RAL 7016White Aluminium  
RAL 9006Cream  
RAL 9001Quartz Grey  
RAL 7039Light Grey  
RAL 7035Grey Aluminium  
RAL 9007Jet Black  
RAL 9005White  
RAL 9016Umbra Grey  
RAL 7022Steel Blue  
RAL 5011Slate Grey  
RAL 7015Anthracite  
Textured  
RAL 7016Ice Crystal Grey  
AluminiumTT703 satin  
metallic grey  
with micaceous  
iron ore  
particlesDoors can also  
be coloured to  
any RAL shade**Wood effects**

Golden Oak



Rosewood



Night oak

**Handle Options**

Stainless Steel 'D' Handles




1500mm



1200mm

**Polyurethane Windows****Horizontal**

Square Type 1



Square Type 2



Rhombus Mullion



Rectangle 1



Rectangle 2



Rectangle 3



Cross Mullion

**Vertical**

Rectangle 1



Cross Mullion



Rhombus Mullion



The images above show popular window combinations. If you'd like alternative window configuration, just ask! For full details on windows, see page 18.

**Aluminium Windows**

Zeta ø280



Alpha



The images above show popular aluminium windows from our Bling collection of extra special windows and decals. See the full Bling range on pages 19 - 21.



# CarTeck Side Hinged Standard Ribbed ☐

CarTeck Standard Ribbed Vertical -  
Woodgrain Fir Green

CarTeck Standard Ribbed Vertical - Woodgrain  
with Rectangle 1 Windows in Anthracite Grey



CarTeck Side Hinged  
Standard Ribbed Vertical ☐



CarTeck Side Hinged  
Standard Ribbed Horizontal ☐



CarTeck Side Hinged  
Standard Ribbed Personnel ☐




## A note about colour

Where doors are exposed to direct sunlight, dark colours should be avoided.

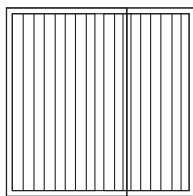
RAL references for colours are provided as a guide only to the nearest similar RAL colour. Colours will not match to other RAL finishes due to different coating processes, gloss levels, substrates and textures. Similarly, special RAL, BS or other colours will not be a precise match.

Colours shown are limited in accuracy by the printing process - samples should always be requested.


The mitred door leaf frame and door frame are finished in a matching smooth finish for white, Trend (including Anthracite Textured) and RAL coloured doors and a complimentary flat colour for Ice Crystal Grey Aluminium (RAL9007) Golden Oak (RAL8003), Rosewood (RAL8016) and Night Oak (RAL8014) wood design finishes.




1/2 and 1/2 split ☐



Asymmetric ☐



1/2 and 1/2 split ☐



Asymmetric ☐

**Surface Textures**

Smooth









Woodgrain



Stucco



Micro-profiled

**Colours**Flame Red  
RAL 3000Fir Green  
RAL 6009Moss Green  
RAL 6005Sepia Brown  
RAL 8014Window Grey  
RAL 7040Anthracite  
Grey RAL 7016White Aluminium  
RAL 9006Cream  
RAL 9001Quartz Grey  
RAL 7039Light Grey  
RAL 7035Grey Aluminium  
RAL 9007Jet Black  
RAL 9005White  
RAL 9016Umbra Grey  
RAL 7022Steel Blue  
RAL 5011Slate Grey  
RAL 7015Anthracite  
Textured  
RAL 7016Ice Crystal Grey  
AluminiumTT703 satin  
metallic grey  
with micaceous  
iron ore  
particlesDoors can also  
be coloured to  
any RAL shade**Wood effects**

Golden Oak



Rosewood



Night oak

**Handle Options**

Stainless Steel 'D' Handles




1500mm




1200mm

**Polyurethane Windows****Horizontal**

Square Type 1



Square Type 2



Rhombus Mullion




Rectangle 1



Rectangle 2



Rectangle 3



Cross Mullion

**Vertical**

Rectangle 1



Cross Mullion



Rhombus Mullion



The images above show popular window combinations. If you'd like alternative window configuration, just ask! For full details on windows, see page 18.

**Aluminium Windows**

Zeta ø280



Alpha



The images above show popular aluminium windows from our Bling collection of extra special windows and decals. See the full Bling range on pages 19 - 21.




TECKENTRUP | CARTECK SIDE HINGED TRADITIONAL

# CarTeck Side Hinged Traditional ☐


CarTeck Side Hinged Traditional  
Standard Ribbed Vertical ☐



Door Split ☐



1/2 and 1/2 split ☐



Asymmetric ☐

Leading ☐

All doors have mock leaded-effect decoration as standard but are also available in a plain design.



CarTeck Side Hinged Traditional  
Centre Ribbed Vertical ☐



CarTeck Side Hinged Traditional  
Solid Ribbed Vertical ☐



## A note about colour

Where doors are exposed to direct sunlight, dark colours should be avoided.

RAL references for colours are provided as a guide only to the nearest similar RAL colour. Colours will not match to other RAL finishes due to different coating processes, gloss levels, substrates and textures. Similarly, special RAL, BS or other colours will not be a precise match.

Colours shown are limited in accuracy by the printing process - samples should always be requested.

The mitred door leaf frame and door frame are finished in a matching smooth finish for white, Trend (including Anthracite Textured) and RAL coloured doors and a complimentary flat colour for Ice Crystal Grey Aluminium (RAL9007) Golden Oak (RAL8003), Rosewood (RAL8016) and Night Oak (RAL8014) wood design finishes.



**CarTeck Side Hinged Traditional  
Standard Ribbed Horizontal**




**CarTeck Side Hinged Traditional  
Centre Ribbed Horizontal**



**CarTeck Side Hinged Traditional  
Solid Ribbed Horizontal**



#### Surface Textures



Smooth



Woodgrain



Stucco



Micro-profiled



#### Colours




Flame Red  
RAL 3000



Fir Green  
RAL 6009




Moss Green  
RAL 6005




Sepia Brown  
RAL 8014




Window Grey  
RAL 7040



Anthracite  
Grey RAL 7016




White Aluminium  
RAL 9006



Cream  
RAL 9001



Quartz Grey  
RAL 7039




Light Grey  
RAL 7035



Grey Aluminium  
RAL 9007



Jet Black  
RAL 9005



White  
RAL 9016




Umbra Grey  
RAL 7022



Steel Blue  
RAL 5011



Slate Grey  
RAL 7015



Anthracite  
Textured  
RAL 7016



Ice Crystal Grey  
Aluminium



TT703 satin  
metallic grey  
with micaceous  
iron ore  
particles



Doors can also  
be coloured to  
any RAL shade

#### Wood effects



Golden Oak



Rosewood



Night oak



TECKENTRUP | WINDOWS

# Make the most of light

## Make the most of light

Scratch-resistant Polymer double glazed windows in attractive designs allow natural light into your garage.

Each style is available with clear, frosted or satin glazing. The window units are fitted with a polyurethane frame that is coloured to match or compliment the panel colour of the door. For Aluminium windows, see next page.

### Glazing Styles



Frosted



Clear




Satin



Solid Horizontal - Smooth Anthracite Grey with Round Windows



Solid Vertical - Smooth Custom Colour with Alpha Square Aluminium Windows (page 18-19) &amp; 1500mm Stainless Steel 'D' Handles

Rectangle type 1  
610mm x 270mmCross Mullion  
610mm x 270mmRhombus Mullion  
610mm x 270mmRectangle type 2\*  
680mm x 210mmRectangle type 3\*  
980mm x 140mmSquare Type 1\*  
270mm x 270mmSquare Type 2\*  
270mm x 270mmGSA / Traditional  
Mock Leaded-EffectGSA / Traditional  
Plain

\*Available on standard ribbed, Centre ribbed and solid profile doors only.

Window frames are coloured to be similar to the door panel. Selected Trend colours & wood design windows are finished in a complementary flat colour for Golden Oak (RAL8003), Rosewood (RAL8016), Night Oak (RAL8014), Textured Anthracite (RAL7016) and Ice Crystal Grey Aluminium (RAL9007). The surrounds on aluminium GSA window sections are finished in a smooth finish.

Window frame colour shade and surface lustre will show a variance from the panel finish as the base material and coating methods are different.

For extra special windows and decals, see our Bling section on pages 19 - 21.



HOME | LIGHT UP

# Teckentrup Bling!

## Light up!



### Aluminium Windows

High-grade aluminium window units add natural daylight with a contemporary twist. Windows are constructed with an aluminium casement and polymer glazing unit.

#### Available on:



CarTeck Side Hinged  
Garage Doors

#### Glazing Styles



Satin



Clear



☐ Versus  
900mm x 1000mm



☐ Athena  
406mm x 203mm



☐ Sigma  
610mm x 200mm



☐ Gamma  
534mm x 344mm



☐ Zeta  
ø280mm



☐ Alpha  
280mm x 280mm



☐ Kappa  
\*1860mm x 180mm

The images above and left show the most popular window combinations. If you'd like alternative window configuration, just ask!

\*Minimum over frame height for Kappa windows used vertically on side hinged doors: 2010mm

**TECKENTRUP**  
DOOR SOLUTIONS

# Teckentrup Bling!



## Design Accents

### Decals

High-grade alunox decals are factory bonded to your door for added visual appeal. Each decal can be positioned to suit your sense of design, however, popular arrangements are shown here.

Available on:



CarTeck Side Hinged  
Garage Doors



Teckentrup 62 Swing Secure  
Garage Doors



### Decorative Decal Options


The images here show the most popular combinations. If you'd like alternative configuration, just ask!



☐ Writing  
100mm/200mm




☐ Access 1  
431mm x 40mm




☐ Access 2  
430mm x 40mm



☐ Access 6  
70mm x 70mm



☐ Access 7  
150mm x 150mm



☐ Access 8  
194 mm x 194 mm



# More!

## Extras

Finishing touches to make your door easier to use.  
(Only available with CarTeck Side Hinged Garage Doors)



### LETTER BOXES



### CODE LOCKS

Code locks provide secure access without the need to carry a key.



### PET FLAPS

Pet Flaps, usually fitted to the bottom panel of a door!



### SPY HOLES



### CUSTOM HARDWARE

Want to use your own hardware, perhaps to match a front door? Talk to us and we'll make it happen!



### ANYTHING ELSE?


If you can think of anything else you would like to incorporate onto your door, just ask and we'll see if we can make it happen!




- ☐ Access 3  
215mm x 40mm



- ☐ Access 4  
400mm x 86mm



- ☐ Access 5  
180mm x 180mm



- ☐ Access 9  
436mm x 40mm



- ☐ Access 10  
431mm x 13mm



- ☐ Coach House Mock Hinges  
277mm x 81mm

# Teckentrup 62 Swing Secure Garage



**Stylish, secure**  
**A classic, updated**

## Warranty

The warranty periods below only apply to products that have been correctly installed as per the instructions, maintained by a Garage Door Specialist and operated and cleaned in accordance with the requirements set out in the operating and maintenance sections of instructions and labels.

**2/10**

**2/10 Year Guarantee**

### 2-year manufacturer's guarantee

- on mechanical defects, material and manufacturing flaws of all non-moving parts of the frame that are verifiably unusable or whose usability is substantially compromised

### 10-year manufacturer's guarantee

- on panels against rust penetration from inside to outside
- on floor seal and frame seals against rotting

The guarantee does not apply to doors that are subjected to extreme conditions, e.g. corrosive influences resulting from use in a coastal climate with high salt content.

Terms and conditions apply, visit [www.teckentrup.co.uk](http://www.teckentrup.co.uk) for details.

## Teckentrup 62-1 Swing Secure

Single leaf versions for side access to your garage.

## Teckentrup 62-2 Swing Secure Garage Door


Double leaf versions provide easy access and performance comparable to your front door.



# Doors & Side Doors



Our doors are independently tested and certified to EN14351-1 and all current safety legislation and carry a CE mark.



## A new and secure look for garages

The main entrance doors to homes are becoming more attractive and high performance. Hinged swing garage doors, whilst still popular, are limited in choice and performance.

The Teckentrup 62 Swing Secure brings crisp aesthetics and comparable performance to the main entrance door; Thermal Transmittance, Resistance to Windload, Watertightness, Air Permeability and Operating Forces are all certified in these high performance doors.

Add to this, certified security to the Secured by Design Police Preferred Specification as standard, tested to LPS 1175 Issue 8 A1 (SR1) and Teckentrup 62 Swing Secure garage doors are a classic, updated for today's homes. The superb build quality of the double leaf doors is complemented by matching single leaf doors for side or rear access to your garage space.



Tested to LPS 1175  
Issue 8 A1 (SR1)

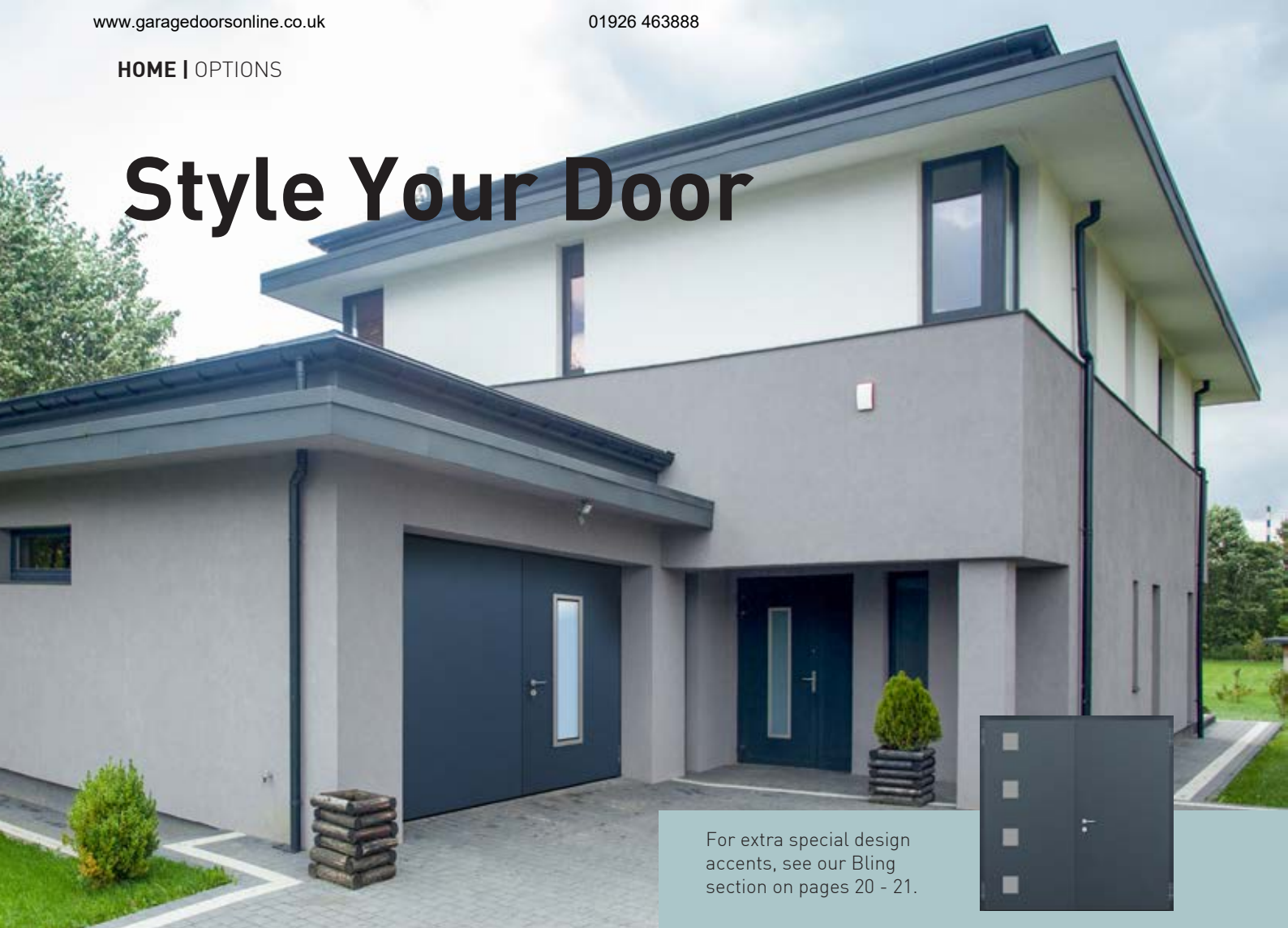


Police Preferred Specification

**TECKENTRUP**  
DOOR SOLUTIONS



# Style Your Door



Stainless Steel Lever Handle



## HANDLES

A stainless steel lever handle and security keyed cylinder is the standard configuration for all doors.

Stainless steel pull handles in two lengths can also be added in singles or pairs to add a striking contemporary look to your door.



1200mm 'D' Handle



1200mm 'D' Handle Pair



1500mm 'D' Handle



1500mm 'D' Handle Pair





**Colours**White  
RAL 9016Anthracite Grey  
RAL 7016Jet Black  
RAL 9005

Doors can also  
be coloured to  
any RAL shade.

**Hinge Options**

KO hinges are supplied as  
standard and are matched to  
the door colour.

Stainless steel hinges are  
available as an option.



KO Hinge

Stainless  
Steel Hinge**Security**

Certified security to The Secured  
by Design Police Preferred  
Specification as standard.



Tested to LPS 1175 Issue 8 A1 (SR1)

**A note about colour**

RAL references for colours are provided as a guide only to the nearest similar  
RAL colour. Colours will not match to other RAL finishes due to different coating  
processes, gloss levels, substrates and textures. Similarly, special RAL, BS or  
other colours will not be a precise match.

Colours shown are limited in accuracy by the printing process - samples should  
always be requested.

**High Grade Window Options**

All window units are laminated glass and available with  
clear glazing for vision or satin glazing to allow light in  
with privacy.

Doors with windows are supplied with a lock cylinder that  
can only be operated by key from outside and inside to  
maintain security. Should a glazing element be breached in  
an attempt to enter, the door cannot be opened (an internal  
thumb turn is not available).



Glazing sizes:  
230mm x 1360mm  
300mm x 300mm  
300mm diameter

Windows are supplied  
with Anodised Aluminium  
surrounds with concealed  
fixings.




TALL 1360 V1



TALL 1360 V2



Square 300 S



Square 300 SP



Square 300 S2




Square 300 S2P



Square 300 S3




Square 300 S3P



Round 300 R



Round 300 RP



Round 300 R2



Round 300 R2P



Round 300 R3



Round 300 R3P

**Glazing Styles**

Clear



Satin

HOME | BUILD QUALITY

# High Quality Built to Last

## U VALUE 1.4 Wm<sup>2</sup>K\*

The U value of the door confirms its insulation capability. The value is for a complete door with frame and is exceptionally low (which is good!).

**\*U value includes a 3mm clearance gap under the door and does not apply to doors with windows.**

### What Performance Can I Expect?

As part of the CE marking process, each product must have its performance provided for a defined set of characteristics to allow fair comparison between products from different manufacturers. Other characteristics can also be included, if relevant to a door's performance. The following table shows the impressive performance characteristics of Teckentrup 62 Swing Secure side hinged garage doors.

### Automatic Quality

Every Teckentrup 62 Swing Secure is made to order in our automated production facility that operates to quality procedures audited to BS EN ISO 9001: 2008. We care about the environment too - this is why all of our products are certified in accordance with the Environmental Product Declaration (EPD).



### PERFORMANCE CHARACTERISTIC

### RATING

|  |                             |
|--|-----------------------------|
| <b>Resistance to Windload<br/>EN 12424</b>           | <b>Class 2</b>              |
| <b>Watertightness<br/>EN12425</b>                    | <b>Class 2</b>              |
| <b>Air Permeability<br/>EN 12426</b>                 | <b>Class 2</b>              |
| <b>Thermal Transmittance<br/>EN 13241 - 1</b>        | <b>1.4 W/m<sup>2</sup>k</b> |
| <b>Operating Forces (hand<br/>Operated) EN 12604</b> | <b>150 N</b>                |
| <b>Operating Cycles<br/>EN 1191</b>                  | <b>C5</b>                   |
| <b>Burglar Resistance<br/>LPS 1175 Issue 8</b>       | <b>A1 (SR1)</b>             |



Tested to  
LPS 1175 Issue 8  
A1 (SR1)

## Security



Each door is supplied with a pair of Security keys. Security keys add extra security by preventing unauthorised copying. They cannot be cut by anyone other than the issuer of the key - Teckentrup.



The inactive leaf is secured with flush bolts to the top and bottom of the leaf.

## Secured by Design




Police Preferred Specification



Doors are independently certified for security to the Secured by Design Police Preferred Standard, tested to LPS 1175 Issue 8 A1 (SR1).

## Threshold

For improved weather protection, a stepped aluminium threshold with a bulb weather strip is provided. The door leaves close against the raised weather strip creating an improved barrier to dust and debris. The threshold is DDA compliant for wheelchair access.



## Hold Open Stays

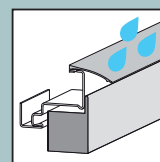
Double doors have foot activated stays to hold the door in the open position.



**Please note - stays are not designed for high wind applications.**


## Rain-guard

An anodised aluminium rain-guard is supplied with all doors to help limit water ingress at the top of the door.



## Frames

Every door is supplied with a frame. A 'block frame' is the standard option with two variants, the 'Corner Frame' and the 'Corner Counter Frame'. Each frame is made from heavy gauge corrosion protected steel and provides a stable platform for the door to operate.



Outside view

### Block Frame

The block frame is the standard frame design. Provided with Rockwool filling.



Inside view

### Corner Frame

The innovative corner frame wraps around the front corner of the garage opening providing a neat edge. Its slim profile also gives an additional 56 mm drive through width compared to a block frame.

Requires back-filling with a foam sealant.



Inside view

### Corner Counter Frame

The counter frame wraps around the front and back corner of the garage opening providing a neat edge. Its slim profile also gives an additional 56mm drive through width compared to a block frame.

Requires back-filling with a foam sealant.

## FB Profile Option



Outside view

The FB Frame option allows for a flush finish between door lip, frame and wall finish on Corner and Corner Counter frames in new openings that are rendered after the door is installed. The FB option also provides a flush finish on block frames that are fixed at the front edge of the garage opening reveal.

TECKENTRUP | HOME

# The Complete Solution

## Alternative or complimentary Side Hinged and Sectional Garage Doors

Side hinged doors are an alternative to sectional doors but can also compliment them with matching side access. Getting your lawn mower out of the garage? A side hinged door is perfect and, for ride on mowers, a pair of doors allows drive in access.

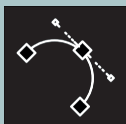
**For full details of the Teckentrup sectional garage door range, call 01925 924050 for a copy of our brochure or visit [www.teckentrup.co.uk](http://www.teckentrup.co.uk).**



## Design. Security. Service.

Teckentrup is a family business with operations throughout the world. In the UK we make our garage doors in Warrington, Cheshire. CarTeck Automatic is available through a national network of independent Garage Door Specialist installers.

Teckentrup offers more than garage doors: We provide solutions and have set three quality standards for our garage doors:



### Design

**We combine ease of use with aesthetics.**

Good design uses innovative technology to make using a product intuitive and effortless. CarTeck Side Hinged garage doors offer a wide range of design options that will transform the look of your home and the way you use your garage space.



### Safety & Security

**We combine security with safety.**

Our products are designed to provide peace of mind with both physical security and the knowledge that durability and safe operation are inherent.



### Service

**We combine speed with reliability.**

The Teckentrup team and our network of Garage Door Specialists installers love to make your new door a pleasure to own. From planning to installation. You'll always receive expert advice and the best service for installation, maintenance and aftercare.



### Quality & Environment

Teckentrup operates to quality procedures audited to ISO 9001. We care about the environment too - this is why our products are certified in accordance with the Environmental Product Declaration (EPD).

ISO 14001 Environmental Management

ISO 50001 Energy Management



March 2021

Teckentrup UK Limited, Units 2-4 Opus 9 Industrial Estate,  
Woburn Road, Winwick Quay, Warrington WA2 8UE

t: 01925 924 050

f: 08701 314 843

e: [sales@teckentrup.co.uk](mailto:sales@teckentrup.co.uk)

**TECKENTRUP**  
DOOR SOLUTIONS



Raising Standards  
Safety Assured

Member



CONTRACTORS HEALTH & SAFETY ASSESSMENT SCHEME  
Accredited Contractor

[www.chas.co.uk](http://www.chas.co.uk)



NBS Plus



riba  
product  
selector



LPCB  
Red Book

LPCB

[WWW.TECKENTRUP.CO.UK](http://WWW.TECKENTRUP.CO.UK)