

# CARTECK SUPERSIZE.

Go big! The perfect solution for openings up to 8 metres wide.



## HOME | FEATURE FILE

**SUPER-SIZE DOORS ARE SPECIAL**


From the outside our Super-Size doors are indistinguishable from our "normal" sized garage doors - the same stunning profiles, the same attractive windows and finishes. They are just wider - Super-Size doors start above 5.5m (18'0") wide and reach 8.0m (26'3") wide in a single span.

Opening a Super-Size door is simple too - all are power operated by a remote control motor.

It is from the inside that Super-Size doors differ. The weight of a complete door at these sizes is considerable and safe operation is paramount. Consequently doors have up-rated fittings for all load bearing elements, strengthening stiffeners to the rear of each door section and the lifting mechanism is motor driven with torsion spring assistance. A monitored safety edge ensures the door stops and reverses should it encounter an obstruction. Teckentrup sectional doors meet all the safety requirements and provisions of EN 13241-1.



This view from the inside shows the standard configuration of front mount torsion spring lifting gear, direct drive motor and controls.



Very robust, reduces heat & sound transmission

**INSTALLATION POSITION & POWER**

Doors must be installed behind the opening reveal and require a 16Amp supply direct to the consumer unit for Direct Drive motors. Doors have galvanised frame legs and do not have a header. See page 7 for clearances and dimensions.



Our doors and openers are independently tested and certified to all current safety legislation and carry a CE mark.



#### LOW NOISE OPERATION

Robust roller blocks made of galvanized steel and ball bearing runner rails guarantee a long service life and low noise operation.



#### SIDE PROTECTION

A lateral guard prevents a hand from being accidentally caught between the frame and the runner rail.



#### SAFETY EDGE MECHANISM

Doors are factory fitted with a safety edge mechanism which stops the door if it comes into contact with an obstacle.



#### FINGER PINCH PROTECTION


Outside/inside - Patented finger pinch protection for outside and inside of the door.



#### DIRECT DRIVE

Big doors need power and our direct drive motors are definitely up to the job! Intelligent control ensures safe operation at all times. Available for all door sizes.

Works with the CarTeck Motor accessories.



#### WEATHER STRIPS

The door also has a weather strip at the sides, top and also between the individual sections across the entire width.



#### RAIL DRIVE

Available on doors from 5500mm-6500mm wide and 2280mm high, the CarTeck Drive PRO 1100 is suited to applications where sideroom is restricted.

Works with the CarTeck Drive accessories.



#### FLOOR SEAL

A rot-proof bottom weather strip made of elastic EPDM rubber profile sits against the floor and will compensate for minor variations in floor level to provide an improved barrier to debris and draughts.

#### WHAT PERFORMANCE CAN I EXPECT?

As part of the CE marking process, each product must have its performance provided for a defined set of characteristics to allow fair comparison between products from different manufacturers. Other characteristics can also be included, if relevant to a door's performance. The following table shows the performance characteristics of CarTeck Supersize sectional garage doors.

#### PERFORMANCE CHARACTERISTIC

#### RATING

Resistance to Windload EN 12424	Class 2
Watertightness EN12425	Class 2
Air Permeability EN 12426	Class 2
Thermal Transmittance EN 13241 - 1	1.38 W/m²k
Operating Forces (hand Operated) EN 12604	150 N



HOME | STYLE YOUR DOOR


# Style Your Door

There are literally hundreds of possible combinations of texture and finish making it easy to adapt the door to suit your home.


Each profile is available in the textured finishes shown below plus all Trend colours or a special RAL colour.




## SURFACE TEXTURES




Smooth ☐




Woodgrain ☐



Stucco ☐



Micro-profiled ☐



## STANDARD RIB ☐



## CENTRE RIB ☐



## SOLID ☐



## A NOTE ABOUT COLOUR

Where doors are exposed to direct sunlight, dark colours should be avoided.

RAL references for colours are provided as a guide only to the nearest similar RAL colour. Colours will not match to other RAL finishes due to different coating processes, gloss levels, substrates and textures. Similarly, special RAL, BS or other colours will not be a precise match.

Colours shown are limited in accuracy by the printing process - samples should always be requested.

Frame legs are galvanised finish only.

COLOURS

Flame Red  
RAL 3000

Window Grey  
RAL 7040

Quartz Grey  
RAL 7039

White  
RAL 9016

Anthracite  
Textured  
RAL 7016

Fir Green  
RAL 6009

Anthracite  
Grey RAL 7016

Light Grey  
RAL 7035

Umbra Grey  
RAL 7022

Ice Crystal Grey  
Aluminium

Moss Green  
RAL 6005

White Aluminium  
RAL 9006

Grey Aluminium  
RAL 9007

Steel Blue  
RAL 5011

TT703 satin  
metallic grey  
with micaceous  
iron ore par-  
ticles

Sepia Brown  
RAL 8014

Cream  
RAL 9001

Jet Black  
RAL 9005

Slate Grey  
RAL 7015

Doors can also  
be coloured to  
any RAL shade

Golden Oak

Rosewood

Night oak

WOOD EFFECTS

Golden Oak

Rosewood

Night oak

GLAZING OPTIONS

Scratch-resistant  
Polymer  
Double Pane  
Clear

Scratch-resistant  
Polymer  
Double Pane  
Frosted

Scratch-resistant  
Polymer  
Double Pane  
Satin

WINDOWS

Rectangle 1

Cross Mullion

Square 1

Square 2

Rectangle 2

Rhombus Mullion

Rectangle 3

Aluminium light strip

HOW MANY WINDOWS WILL I HAVE - STANDARD RECTANGLE?

	7M	7.5M	8M
8 windows	9 windows	10 windows	

Window frames are coloured to be similar to the door panel. Selected Trend colours & wood design windows are finished in a complementary flat colour for Golden Oak (RAL8003), Rosewood (RAL8016), Night Oak (RAL8014), Textured Anthracite (RAL7016) and Ice Crystal Grey Aluminium (RAL9007). The surrounds on aluminium GSA window sections are finished in a smooth finish.

Window frame colour shade and surface lustre will show a variance from the panel finish as the base material and coating methods are different.

TECKENTRUP

DOOR SOLUTIONS

# Keep your door looking its best



# 2/10

**2/10 Year Guarantee**

## MAINTENANCE

Doors must be maintained as per the supplied Installation, Operating and Maintenance Manual by a Garage Door Specialist. Failure to carry out the required maintenance at the advised interval will invalidate the warranty. These doors are very heavy and we strongly recommend an annual service to ensure the door is maintained in a safe condition.

## CLEANING ON INSTALLATION

After the installation has been completed, clean and dry the door thoroughly inside and out with warm soapy water to remove any grease, dust and metal fragments from the door (these will discolour the door finish if left on the door).

## CLEANING

The door should be washed with a car shampoo or similar, every two months, to prevent the build up of dirt, salt, grit and other corrosive substances. If the door is in an area prone to coastal corrosion from airborne salts, the door should be cleaned monthly. Furthermore, cleaning lifting gear with a cloth soaked in a light oil will help to protect your door from corrosion – it must be accepted that salt air is very aggressive and extra care is required.

No caustic, abrasive or corrosive chemicals and substances, flood water, water runoff, or runoff from lead, copper or galvanic metal flashing should be allowed to come into contact with the door.

Ash, cement, dust, animal waste, or foreign substances should be removed immediately. Failure to ensure the door is cleaned and maintained as described will invalidate the doors' warranty.

## 6 POINT GUARANTEE

The warranty periods below only apply to products that have been correctly installed as per the instructions, maintained by a Garage Door Specialist and operated and cleaned in accordance with the requirements set out in the operating and maintenance sections of instructions and labels.

### 2-year manufacturer's guarantee

- on polymer and aluminium window units
- on rollers, hinges, cable pulleys, cables and standard springs  
(opening/closing max. 5 times a day)

### 10-year manufacturer's guarantee

- on panels against rust penetration from inside to outside
- against door panel separation of steel from foam
- on material and manufacturing flaws of all non-moving parts of the frame that are verifiably unusable or whose usability is substantially compromised
- on floor seal, intermediate seals, side seals and lintel seal against rotting

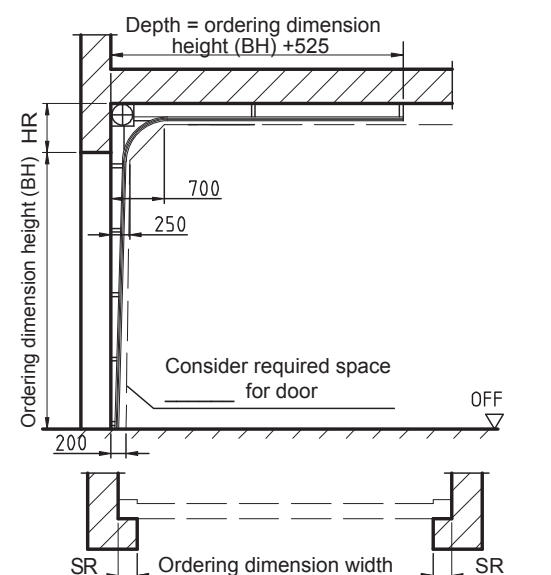
The guarantee does not apply to doors that are subjected to extreme conditions, e.g. corrosive influences resulting from use in a coastal climate with high salt content.

# TECHNICAL INFORMATION

## DIMENSIONS AND CLEARANCES

N

- Normal fitting



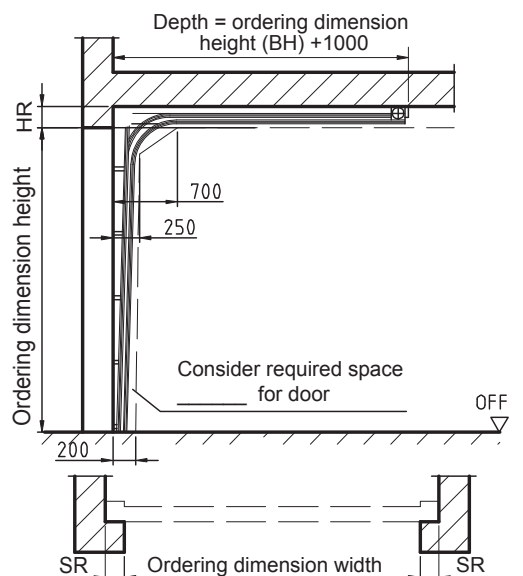
SR= side room with rail motor = 110

SR= side room non-drive side with direct drive motor = 110

SR= side room drive side with direct drive motor = 210

NSH

- Low headroom fitting



SR= side room with rail motor = 120

SR= side room non-drive side with direct drive motor = 120

SR= side room drive side with direct drive motor = 210

## HR HEADROOM REQUIREMENT

### Heights

			6000	6500	7000	7500	8000			
4 Sections	2250 7'4"	Rail Operator	Stand Headroom	400	450	-	-	-		
			Low Headroom	280	280	-	-	-		
		Direct Drive	Stand Headroom	400	450	450	450	450		
			Low Headroom	250	250	250	250	250		
5 Sections	2750 9'0"	Direct Drive	Stand Headroom	400	450	450	450	450		
			Low Headroom	250	250	250	250	250		
			6 Sections	3000 9'9"	Direct Drive	Stand Headroom	400	450	450	450
						Low Headroom	250	250	250	250

Max Width For Low Headroom = 7750

280mm low headroom with rail operator is to prevent the top panel seal rubbing on the rail

If this is not an issue then the door will fit in 250mm

## SPECIFICATION

### DOOR:

Sectional door double skinned PUR foam core, 40mm thick CarTeck panels. Outer surface finished in choice of 4 standard designs and all standard listed CarTeck colours. Inner surface stucco design, colour similar to RAL 9002. Sections have a centre seal; EPDM, header, and floor seals. Different order heights are made up from mixing panel sizes, 2 different bottom profile sizes and reduced top panel heights. Doors have reinforcing steel profiles on the rear of the panels.

### FRAME:

Door frame is made from hot dipped galvanised steel sections. Protective strips with EPDM sealing lips on both sides of the vertical tracks.

### HARDWARE:

Doors have galvanised frame legs and are supplied without a header strip. Hardware has galvanised finish, screwed hinges to all sections, adjustable rollers with ball bearings. Front or optional rear mounted torsion spring with load-bearing steel cables.

### AUTOMATION:

Electric 230V drive as standard, either direct or rail drive. Optical safety edge, hard wired to control system. Direct drive motor must have 16 amp supply direct to consumer unit. External release is not possible with direct drive motor, additional access must be available into garage.

### COLOURS

RAL references for colours are provided as a guide only to the nearest similar RAL colour. Colours will not match to other RAL finishes due to different coating processes, gloss levels, substrates and textures. Similarly, special RAL, BS or other colours will not be a precise match.

The door panel, frames and window frame colour shade, and surface lustre will show some slight variation, this is due to different base materials and coating methods.

HOME | PROFILE

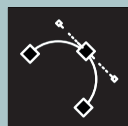
Teckentrup is a family business with operations throughout the world. In the UK we make our garage doors in Warrington, Cheshire. CarTeck is available through a national network of independent Garage Door Specialist installers.

Teckentrup offers more than garage doors: We provide solutions and have set three quality standards for our garage doors:

# Design. Security. Service.



March 2021



## Design

**We combine ease of use with aesthetics.**

Good design uses innovative technology to make using a product intuitive and effortless. CarTeck Automatic sectional garage doors offer a wide range of design options that will transform the look of your home and the way you use your garage space.



## Safety & Security

**We combine security with safety.**

Our products are designed to provide peace of mind with both physical security and the knowledge that durability and safe operation are inherent.



## Service

**We combine speed with reliability.**

The Teckentrup team and our network of Garage Door Specialists installers love to make your new door a pleasure to own. From planning to installation. You'll always receive expert advice and the best service for installation, maintenance and aftercare.

## Quality & Environment

Teckentrup operates to quality procedures audited to ISO 9001. We care about the environment too - this is why our products are certified in accordance with the Environmental Product Declaration (EPD).

ISO 14001 Environmental Management  
ISO 50001 Energy Management



**TECKENTRUP**  
DOOR SOLUTIONS

[WWW.TECKENTRUP.CO.UK](http://WWW.TECKENTRUP.CO.UK)