



Insulated Automatic Roller Garage Doors



*Style & Simplicity
rolled into one*

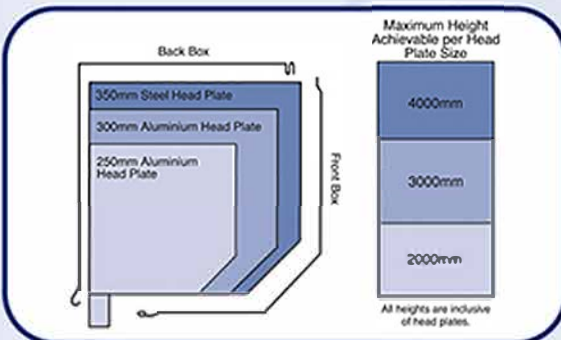


Europa Ins

The Europa concept merges all the advantages and convenience of a powered operated rolling shutter with the aesthetics required for a truly outstanding garage door. This exceptional, yet pleasantly priced insulated roller garage door has been specifically designed to improve on many of the virtues of both sectional overhead doors and traditional steel roller shutters.

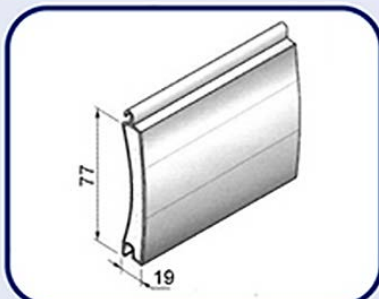


Every Europa is individually made to measure so that it fits your garage millimetre perfect. It's foam filled insulated core keeps sound and heat loss to a minimum, whilst it's corrosion resistant, polyester powder coated outer skin means that maintenance is minimal, ensuring your door continues to look good year after year, representing a sound investment for your property.



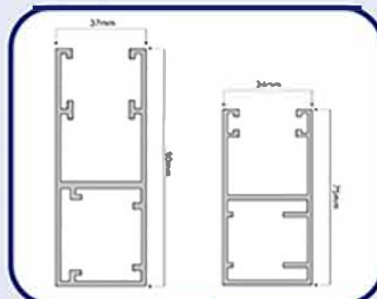
ROLL DIAMETERS

All of the height calculations are based upon a 70mm octagonal axle. Please call to verify your plate details prior to ordering.



CONSTRUCTION

The 77mm x 19mm profile of the Europa is the industries leading product in insulation and sound reduction. The strength of the profile has also been vigorously tested, and spans openings of up to 5000mm. For those applications that require light or vision to pass through the door, non insulated punched and glazed slats can be incorporated into the door curtain.

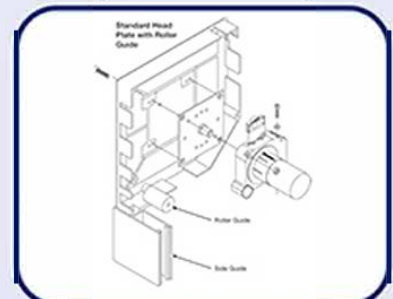


SIDE GUIDES

The side guides are available in two sizes, the standard 90mm x 37mm, or the slimmer 75mm x 34mm, which will create even more width if the door is fitted within the opening. Double brush seals are supplied in all guide channels, to both eliminate draughts, and to assist in the smooth operation of the curtain. Every Europa has powder coated guide channels as standard.



The tightly coiling nature of the door curtain allows you to achieve optimum drive through clearance, ideal for people carriers and 4 x 4s, whilst the smooth vertical opening enables you to park right up to the door. The handy pocket transmitter means that you no longer need to leave the comfort of your car to open or close the door, perfect for those wet and windy days.



STANDARD HEAD PLATE

When fully retracted, the curtain of the Europa is housed between two pre-cast aluminium head plates, which are in turn connected to the vertical side guides via a cast aluminium peg. This helps distribute the weight at the head of the door downwards into the side guides. The option of a back and front cover increases protection from the weather, whilst further enhancing the appearance of the door.

Insulated Roller Garage

REMOTE CONTROL AUTOMATION

Remote controlled operation of the Europa, is courtesy via the Rollixo RTS system, designed and manufactured by Somfy, the global leader in roller door automatic solutions.

The Somfy Rollixo RTS remote control system is the UK's first and only roller door remote unit to include a comprehensive 5 year warranty, as standard.

The sleek, modern wall console has a built on courtesy light, which illuminates the garage when the door is operated, and lid mounted foil buttons, to operate the door independently if a "Keygo" pocket transmitter is not at hand.

Safety is an essential feature of any automated door, and the Rollixo provides the most reliable yet simplistic safety edge system of any roller door controller. The bottom rubber weather seal is fitted with optical cells, that transmit an infra red beam. When the rubber is compressed and the beam is broken, it is detected by a transmitter mounted on the bottom slat, which sends a wireless signal to the wall console to stop the travel of the door.



A safety edge is a legal requirement for automatic closing doors under the Construction Products Regulation (CPR) EN132 41-1:2003+A1:2011.



MOTORS

All Europa doors are powered by a 240v tubular motor, which is discreetly housed within the barrel of the door. The integrated limits will automatically stop the door at the top and the bottom of the opening, and each motor is inclusive of a manual override facility to enable the door to be manually opened in the event of a power failure.

A standard motor is supplied in all Europa roller garage doors, unless a Somfy motor has been specifically requested.

SOMFY MOTORS

Somfy tubular motors are universally acknowledged as being at the forefront of roller door drives. Their smooth and quiet operation ensure its still the preferred choice of manufacturers and fitters around the globe. The unique push button limit settings make the installation even easier and quicker.



STANDARD MOTORS

For a more economical choice, the Europa door can also be supplied with an alternative tubular motor, which is also inclusive of a manual override facility. The limits can be effortlessly set by the more conventional method of a screw mechanism.



Every motor supplied in a Europa door is inclusive of a 5 year manufacturers warranty, as standard.

Garage Door



EUROPA FEATURES AT A GLANCE




SMOOVE 1 RTS WALL SWITCH

- Touch Sensitive wall mounted switch to control 1 x RTS product from inside the home.
- RTS wireless technology – no wiring
- Battery low indicator
- Surrounds available in a wide range of colours, including simulated wood.



RTS KEYPAD

- Radio keypad to control 2 x RTS products from outside the home.
- RTS technology – no wiring
- Master code for total access and 4 user codes for restricted access.
- Up to 6 characters per code
- Backlit keys



RTS WALL SWITCH

- Wall mounted push button switch to control 2 x RTS products from inside the home.
- RTS wireless technology – no wiring.
- Modern ergonomic design.



ALARM BUZZER

- Optionally fitted within the Rollix wall console.
- Activated as soon as the door is abnormally lifted.
- Nominal power: 100 dB to 1000mm
- Simple and cost effective solution to protecting your garage, without the costly process of connecting to the main alarm system.



KEYGORTS TRANSMITTER

- Pocket remote control to control up to 4 x RTS products
- Durable and compact
- Stylish Chrome and Black design
- Withstands knocks and moisture
- One central button to locate without taking your eyes off the road



TELIS 1 RTS

- Hand held remote control to control 1 x RTS product.
- Modern contemporary design
- Larger design means the transmitter is more difficult to misplace, whilst buttons can be easily pressed compared with some pocket remote controls.
- Supplied with mounting pin for optional hanging anywhere in the home.



BATTERY BACKUP

- Provides back-up for up to 30 days
- Minimum of 8 complete open and close cycles during mains power failure
- Available in four sizes
- Power Back-up solution for single phase roller shutters motors rated to a max of 1kw (1000watts)
- Lid mounted LED for diagnostics



ANTI-FALL BACK DEVICE

- If in the unlikely event that the internal brake within the motor should fail, this anti-fall back device will manually arrest the door within 300mm of the component failing.
- A legal requirement for any door above 20kgs, in accordance with the Construction Products Regulation EN13241-1:2003+A1:2011 clause 4.2.8 safe opening.



BOX CANOPY AND FACIA

Optional half or full box cover available to enclose the rolling mechanism of the door. Available in standard colours of white & brown, optional colours available to match the curtain sections.



AUTOLOCK

The autolock device which connects the barrel to the curtain of the door prevents the door from being forced open when fully closed.



EXTERNAL LOW LEVEL OVERRIDE KIT

The low level external override kit enables the door to be opened manually in emergencies from both the inside and outside of the garage.



VISION SLATS

Vision slats allow natural light into your garage. Available with or without glazing. NB When vision slats are required on woodgrain doors they will be supplied in a brown finish.



Europa Finishes

EUROPA FINISHES

The extensive range of available colours ensures that the Europa blends in perfectly with the majority of its surroundings. Even the increasing demand for simulated wood grain UPVC windows & doors are catered for, whilst the high quality powder coated corrosion resistant finish of all the exposed parts makes it the number one choice for external applications.

STANDARD



NON STANDARD




TEXTURED WOODGRAIN



SMOOTH WOODGRAIN FRAMEWORK

Applies to guides, side caps, box canopies and fascias.



N.B. - Above colours relate to the curtains only. Framework and head of door in white or brown as standard. Colour match framework subject to additional quotation. Colours shown above are an approximate representation of actual colours. The bottom rail colour may differ slightly to the rest of the curtain. Surrounds now available in Rosewood, Golden Oak, Walnut & Irish Oak Smooth finishes, to match perfectly with the curtain. Concave side of the curtain may show signs of marking due to prolonged contact with autolock devices.

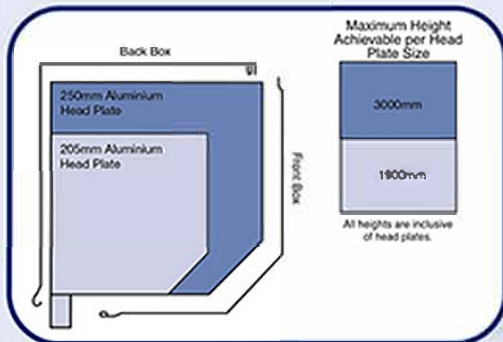


EUROPA Compact

Introducing the Europa Compact, the ideal choice for garages with very little or no headroom at all. The Europa Compact offers all the benefits of its bigger brother, but in a condensed design to help utilise as much space as possible.

As the Europa Compact is constructed using a 55mm x 14mm slat, the coil is even smaller and tighter, allowing headroom from as little as 205mm. Its versatility means that it's the perfect solution for garages up to 3000mm wide.

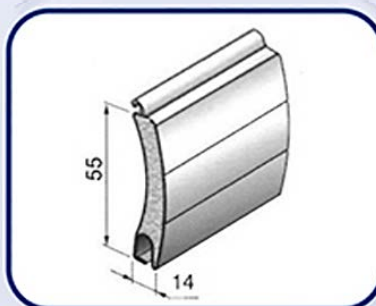
The Europa Compact is available in a number of colour options, all produced from the same corrosion resistant insulated aluminium as used on the standard Europa. If the benefits of an insulated roller door look appealing, but the application cannot accommodate a standard Europa, the Europa Compact could be just the answer.



ROLL DIAMETERS

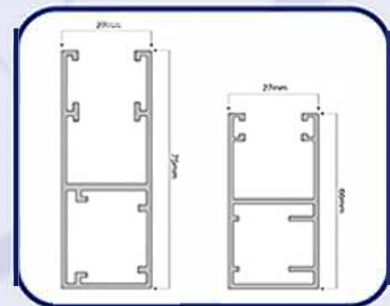
All of the height calculations are based upon a 60mm octagonal axle.

Please call to verify your plate details prior to ordering.



CONSTRUCTION

The 55 x 14mm profile of the Europa Compact is the industry's leading product in insulation and sound reduction. Its slimmer design allows it to coil tighter, therefore requiring smaller head plates than that of the Europa. The strength of the profile has also been vigorously tested, and spans openings of up to 3000mm.



SIDE GUIDES

The side guides are available in two sizes, the standard 75mm x 27mm for doors on 250mm head plates, or the slimmer 66mm x 27mm for doors on the 205mm head plates, which will create even more width if the door is fitted within the opening. Double brush seals are supplied in all guide channels, to both eliminate draughts, and to assist in the smooth operation of the curtain. Every Europa Compact has powder coated guide channels as standard.

All Europa roller doors are manufactured in accordance, and tested to the Construction Products Regulation (CPR) EN13241-1:2003+A1:2011.

