


Technical details



The highest level of comfort and safety to meet all requirements and wishes.

Flexible installation

The operator head can be turned through 90° to the left or right. It can therefore adapt flexibly to suit all configurations on site and the operator unit lighting can also be used to illuminate specific areas as required.




Flexible installation



The right operator boom for each garage door

With chain or toothed drive-belt system. Maintenance-free and stable. In addition, the toothed drive-belt system works extremely quiet. With the reinforced ball bearing boom, 1.2 mm thick, it is perfect for situations with particularly heavy loading, such as in underground garages with frequent traffic.

Boom	Length	Movement stroke
Short	3080 mm	2475 mm
Medium	3330 mm	2725 mm
Long	4090 mm	3485 mm

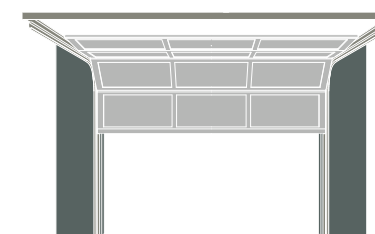


Teckentrup UK Limited
 Units 7,8 & 9, Gemini Trade Park, Europa Boulevard, Warrington WA5 7YF
 Manufacturer & Distributor of Cardeck Sectional Garage Doors & Associated Products
 t: 01925 924050 f: 08701314843
 e: sales@teckentrupdepot.co.uk
 w:www.teckentrupdepot.co.uk
 w:www.teckentrup.co.uk

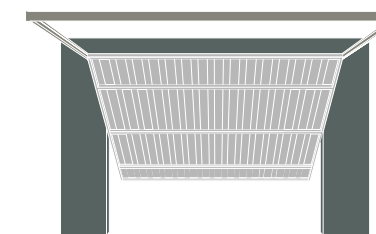


Technical data

	Comfort 260	Comfort 270	Comfort 280	Comfort 360	Comfort 370	Comfort 380	Comfort 211 Rechargeable battery/Solar
Pull and thrust force (N)	550	750	1.000	650	850	1.100	450
Travel speed (mm/Sek.)	160	160	160	220	235	180	120
Power consumption in stand-by (W)	4,0	4,0	4,0	0,6	0,6	0,6	<4,0
Light output (extendable)	LED 40/80 W	LED 40/80 W	LED 40/80 W	LED 80/160 W	LED 80/160 W	LED 80/160 W	LED 11 W
Door width (mm)							
a) Sectional doors with single-wall door leaf	5.000	5.500	6.000	5.000	5.500	6.000	3.500
b) Sectional doors with double-wall door leaf	3.000	5.500	6.000	3.000	5.500	6.000	2.500
c) Up-and-over doors	3.500	5.000	6.000	3.500	5.000	6.000	3.000
d) Retractable up-and-over doors and canopy doors, with door heights of up to 2.250 mm	3.500	5.000	6.000	3.500	5.000	6.000	3.000
Door weight (kg)	90	165	200	110	185	220	75
Emergency power (backup battery) (*Can be integrated)	back up 700	back up 700	back up 700	back up 100	back up 100	back up 100 *	
Rechargeable battery	<input type="checkbox"/>	<input type="checkbox"/>	<input type="checkbox"/>	<input type="checkbox"/>	<input type="checkbox"/>	<input type="checkbox"/>	<input checked="" type="checkbox"/>
Solar	<input type="checkbox"/>	<input type="checkbox"/>	<input type="checkbox"/>	<input type="checkbox"/>	<input type="checkbox"/>	<input type="checkbox"/>	<input checked="" type="checkbox"/>



Sectional doors



Up-and-over doors