

# CarTeck DRIVE<sup>CE</sup>

HEAVY WORK?  
EFFORTLESS,  
INTEGRATED &  
SMART

## MAKING THINGS EASIER

CarTeck Automatic makes so much sense. The fixed chain drive of the CarTeck Drive range is quieter and renowned for long-term reliability compared to revolving chain or belt designs.

**CE** Our doors and openers are independently tested and certified to all current safety legislation and carry a CE mark.

### CARTECK DRIVE 500 600

The integrated drive and control unit of the CarTeck DRIVE 500 and 600 fits discreetly above the door.

Both the DRIVE 500 and the 600 can lift any size door. The 600 is available with all the option packs and the 500 is available with selected options - see page 12-13.

See the table right for a specification overview of each model.



Motor light on DRIVE 500 & 600

Extra control head lighting strip on DRIVE 600

	POWER	TRANSMITTERS	SPEED	LIGHTING	OPTIONS
DRIVE 500	500Nm	2 x Pearl Twin	180mm/sec ▶▶▶	1 x 3 LED Motor Light	Selected option packs see pg. 12-13
DRIVE 600	600Nm	2 x Pearl	240mm/sec ▶▶▶▶▶	1 x 6 LED Motor Light	All option packs see pg. 12-13

Harmony in motion  
**SMART SOLUTIONS**



**CARTECK DRIVE PRO 500 600**

The separate control unit of the CarTeck DRIVE PRO 500 and 600 allows for flexible installation at a location close to available power sockets.

Both the DRIVE PRO 500 and the 600 can lift any size door. The 600 is available with all the option packs and the 500 is available with selected options - see page 12-13.

See the table below for a specification overview of each model.



DRIVE PRO 500 or 600 low level front mounted control



DRIVE PRO 500 or 600 ceiling mounted control



DRIVE PRO 500 or 600 low level rear mounted control



Motor light on PRO 500 & 600

PRO 600 Control Unit

	POWER	TRANSMITTERS	SPEED	LIGHTING	OPTIONS
DRIVE PRO 500	500Nm	2 x Pearl Twin	180mm/sec ▶▶▶	1 x 3 LED Motor Light	Selected option packs see pg. 12-13
DRIVE PRO 600	600Nm	2 x Pearl	240mm/sec ▶▶▶▶▶	1 x 6 LED Motor Light	All option packs see pg. 12-13

**PEARL TWIN**

The Pearl Twin transmitter has twin buttons that can be configured for two functions such as open and close and turn on the light.



Pearl Twin transmitter

**PEARL**

The Pearl transmitter has four buttons that can be configured to suit your requirements - open and close, turn on the light, operate a second door and so on.



Pearl transmitter

# SMART TRANSMITTERS

# COMPLEMENTARY

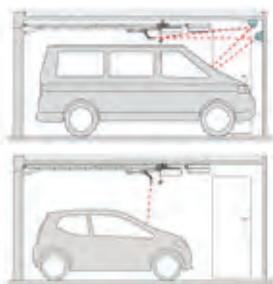
## CarTeck DRIVE<sup>+</sup>

Our function packs place you in control. Clever technology takes the guess work out of parking, keeps your garage dry, lights your way and keeps you moving even if power fails.

### PARKING PACKS

A laser sensor to guide you to the perfect parking point combines with a humidity sensor. If you drive your car in wet and the humidity in the garage rises, the sensor automatically opens the door a short distance to allow fresh air in, helping prevent mould forming. When humidity levels drop, the sensor automatically closes the door.

#### PARKING PACK 1 ●



Laser & reflector

#### PARKING PACK 2 ●



Humidity Sensor

#### POWER PACK ●

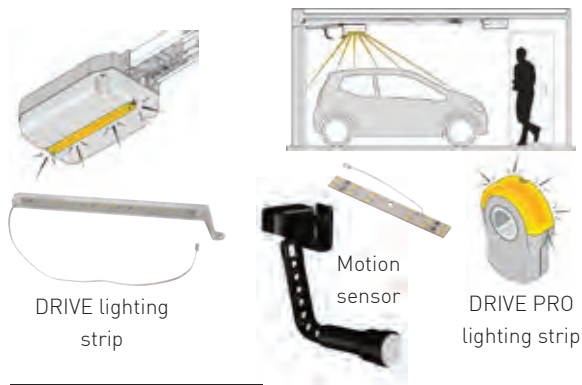
A simple battery backup for power failure operation. The battery module assumes the power supply of the operator for up to 5 door cycles.



Battery


#### AMBIENCE PACK 1 ●

Need more light? Extra lighting strips for the control units can be combined with the motion sensor to switch on automatically as you enter. No more crashing about in the dark!

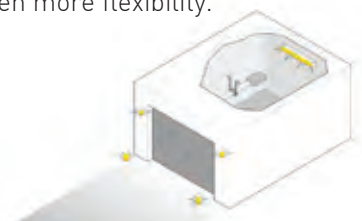


#### AMBIENCE PACK 2 ●

Add a relay to allow control of other garage or garden lighting for even more flexibility.




Relay



#### AMBIENCE PACK 3 ●

These clever LED strips are easily positioned on the underside of the door tracks with magnetic tape. They flood the garage with 6000 lumens of light (equivalent to around 400 watts of incandescent light!) Four linked LED strips are activated by the kits' motion sensor or infra red remote control.



#### KEY

AVAILABLE FOR:  
DRIVE / DRIVE PRO 500 ○  
DRIVE / DRIVE PRO 600 ●

Harmony in motion


**SMART SOLUTIONS**

# CONTROL, SO CLEVER..

## SECURITY PACK 1

A magnetic motor lock that mechanically locks the motor in any position (even with ventilation function) up to an attack force of 300 kg, increasing the existing security.


The alarm buzzer recognises a break-in attempt and outputs a loud signal tone. The warning buzzer outputs an acoustic signal as the door closes.



## SECURITY PACK 2

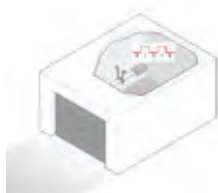
A relay that allows control of other garage or garden / security lighting.

The alarm buzzer recognises a break-in attempt and outputs a loud signal tone. The warning buzzer outputs an acoustic signal as the door closes.



## SMART PACK

The Output module transfers the door status (open/closed) allowing you to integrate your garage door into Smart Home systems.



Output

## SAFETY PACK

Add non-contact obstruction detection with Photoeye that uses an infra-red light beam across the opening to stop the door when the beam is broken.



Photoeye

## ACCESS PACK 1

If you don't want to carry a transmitter you can operate your door from a wall mounted outdoor keypad. It's the perfect solution if you're out cycling or for family members that use the door occasionally.



Keypad

## TRANSMITTERS

Adding additional transmitters is simple - choose Pearl Twin or Pearl transmitters (see page 11) or the bidirectional capability of the Pearl Vibe, below.

## THE PEARL VIBE

The Pearl Vibe transmitter option vibrates in your hand confirming that the control unit has received your command. It can also confirm if your door is open or closed using bidirectional communication between the opener and transmitter.



Pearl Vibe with bidirectional communication

## ACCESS PACK 2

For extra convenience you can control your door and check its position from within your home with a two function wall switch available in grey or white finish. Similar in size to a standard single light switch.



Wall Switch

# PLACING YOU IN CONTROL!