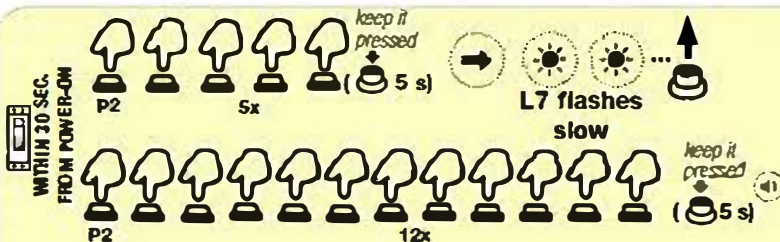


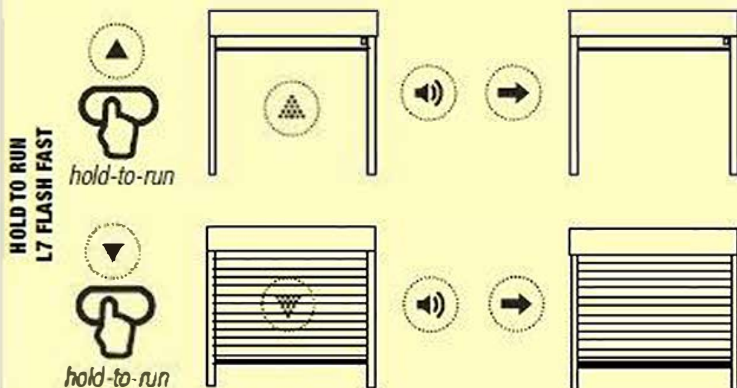
3.1 Limit switches configuration

Procedure only with hold to run commands. **Warning:** The safety devices are excluded!



Press P2 button **five** times and keep it pressed for at least **5 seconds**. L7 starts flashing.

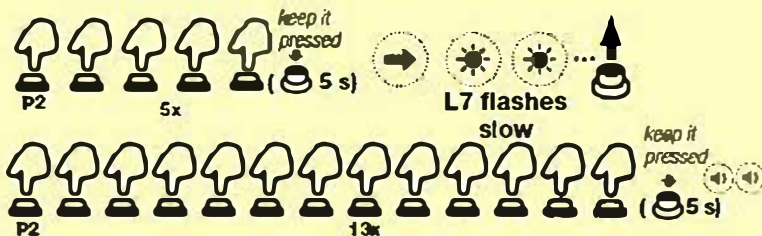
Press P2 button **twelve** times and keep it pressed for **5 seconds**. The buzzer emits 1 beep and L7 flash fast.



Open the door (in **hold-to-run** mode) in order to set up the upper limit switch.

Close the door (in **hold-to-run** mode) in order to set up the down limit switch.

DEACTIVATION



Press P2 button **five** times and keep it pressed for at least **5 seconds**. L7 starts flashing **slow**.

Press P2 button **thirteen** times and keep it pressed for **5 seconds**. The buzzer emit 2 beeps.