

CARTECK SLX VISION.

Sectional garage doors with a panoramic presence



CARTECK GSA VISION.

Sectional garage doors with a contemporary minimalist aesthetic

SLX Vision

For a panoramic presence look no further than the CarTeck SLX Vision. The doors employ the same market-leading sectional lifting gear used on the standard CarTeck range with its concealed lifting springs, but with added wow-factor.

These automated doors have full width vision panels made from 40mm hollow aluminium profiles, with 20mm scratch resistant, polymer double glazing in a choice of six vision styles.



WHAT PERFORMANCE CAN I EXPECT?

As part of the CE marking process, each product must have its performance provided for a defined set of characteristics to allow fair comparison between products from different manufacturers. Other characteristics can also be included, if relevant to a door's performance. The following tables show the performance characteristics of CarTeck SLX Vision and GSA Vision sectional garage doors.

SLX VISION PERFORMANCE CHARACTERISTIC

RATING

Resistance to Windload EN 12424	Class 2
Watertightness EN12425	Class 2
Air Permeability EN 12426	Class 2
Thermal Transmittance EN 13241 - 1	3.5 W/m ² k
Operating Forces (hand Operated) EN 12604	150 N

GSA Vision

Multiple mullions give the CarTeck GSA Vision an ultra-contemporary, minimalist aesthetic. Choose privacy and light with satin or frosted glazing or vision and light with clear or tinted glazing.

These automated doors have sections made from 40mm hollow aluminium profiles, with 20mm scratch resistant, polymer double glazing. The doors also employ the same market-leading sectional lifting gear used on the standard CarTeck range with its concealed lifting springs and quiet smooth action.



Matching side doors available.



GSA VISION PERFORMANCE CHARACTERISTIC

RATING

Resistance to Windload EN 12424	Class 2
Watertightness EN12425	Class 2
Air Permeability EN 12426	Class 2
Thermal Transmittance EN 13241 - 1	3.3 W/m ² k
Operating Forces (hand Operated) EN 12604	150 N



Our doors and openers are independently tested and certified to all current safety legislation and carry a CE mark.

SLX Vision





Style Your SLX Door



Selecting the section colour and glazing type creates your door.



WHAT WILL MY DOOR LOOK LIKE?

Full width glazing up to 3250mm wide (no mullions)



Single mullion over 3250mm wide, maximum width 4000mm.



The number of sections is dependent on door height and is shown below:



4 sections Doors up to 2280mm high.

5 sections Doors up to 2835mm high.

6 sections Doors up to 3000mm high.

VISION OPTIONS

Windows are made from double pane scratch-resistant polymer.



Clear



Satin



Frosted



Green Tint

70% transmission
(approx)



Brown Tint

50% transmission
(approx)



Grey Tint

43% transmission
(approx)



COLOURS




Flame Red
RAL 3000



Fir Green
RAL 6009



Moss Green
RAL 6005



Sepia Brown
RAL 8014




Window Grey
RAL 7040



Anthracite
Grey RAL 7016



White Aluminium
RAL 9006



Cream
RAL 9001



Quartz Grey
RAL 7039




Light Grey
RAL 7035



Grey Aluminium
RAL 9007



Jet Black
RAL 9005



White
RAL 9016



Umbra Grey
RAL 7022



Steel Blue
RAL 5011



Slate Grey
RAL 7015

A NOTE ABOUT COLOUR

Where doors are exposed to direct sunlight, dark colours should be avoided.

RAL references for colours are provided as a guide only to the nearest similar RAL colour. Colours will not match to other RAL finishes due to different coating processes, gloss levels, substrates and textures. Similarly, special RAL, BS or other colours will not be a precise match.

Colours shown are limited in accuracy by the printing process - samples should always be requested.

All frame legs, headers & 3D profiles are available in smooth finish only.



GSA Vision





Style Your GSA Door

Selecting the section colour and glazing type creates your door.



Matching side doors available.

WHAT WILL MY DOOR LOOK LIKE?

The number of vertical mullions is dependent on door width and is shown below:

Doors up to 2235mm wide



◀ 2 windows

Doors up to 2438mm wide



◀ 3 windows

Doors up to 3353mm wide



◀ 4 windows

Doors up to 4420mm wide



◀ 5 windows

Doors up to 5500mm wide



◀ 6 windows

The number of sections is dependent on door height and is shown below:



4 sections Doors up to 2280mm high.



5 sections Doors up to 2835mm high.



6 sections Doors up to 3000mm high.

VISION OPTIONS

Windows are made from double pane scratch-resistant polymer.



Clear



Satin



Frosted



Green Tint

70% transmission
(approx)



Brown Tint

50% transmission
(approx)



Grey Tint

43% transmission
(approx)



COLOURS



Flame Red
RAL 3000



Fir Green
RAL 6009



Moss Green
RAL 6005



Sepia Brown
RAL 8014




Window Grey
RAL 7040



Anthracite
Grey RAL 7016



White Aluminium
RAL 9006



Cream
RAL 9001



Quartz Grey
RAL 7039




Light Grey
RAL 7035



Grey Aluminium
RAL 9007




Jet Black
RAL 9005




White
RAL 9016



Umbra Grey
RAL 7022



Steel Blue
RAL 5011



Slate Grey
RAL 7015

A NOTE ABOUT COLOUR

Where doors are exposed to direct sunlight, dark colours should be avoided.

RAL references for colours are provided as a guide only to the nearest similar RAL colour. Colours will not match to other RAL finishes due to different coating processes, gloss levels, substrates and textures. Similarly, special RAL, BS or other colours will not be a precise match.

Colours shown are limited in accuracy by the printing process - samples should always be requested.

All frame legs, headers & 3D profiles are available in smooth finish only.

6 POINT GUARANTEE

The warranty periods below only apply to products that have been correctly installed as per the instructions, maintained by a Garage Door Specialist and operated and cleaned in accordance with the requirements set out in the operating and maintenance sections of instructions and labels.

2/5/10**2/5/10 Year Guarantee**

The warranty periods below only apply to products that have been correctly installed as per the instructions, maintained by a Garage Door Specialist and operated and cleaned in accordance with the requirements set out in the operating and maintenance sections of instructions and labels.

2-year manufacturer's guarantee

- on polymer and aluminium window units

5-year manufacturer's guarantee

- on rollers, hinges, cable pulleys, cables and standard springs
(opening/closing max. 5 times a day)

10-year manufacturer's guarantee

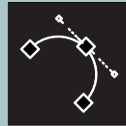
- on panels against rust penetration from inside to outside
- against door panel separation of steel from foam
- on material and manufacturing flaws of all non-moving parts of the frame that are verifiably unusable or whose usability is substantially compromised
- on floor seal, intermediate seals, side seals and lintel seal against rotting

The guarantee does not apply to doors that are subjected to extreme conditions, e.g. corrosive influences resulting from use in a coastal climate with high salt content.

Design.

Security.

Service.

**Design**

We combine ease of use with aesthetics.

Good design uses innovative technology to make using a product intuitive and effortless. CarTeck Automatic sectional garage doors offer a wide range of design options that will transform the look of your home and the way you use your garage space.

**Safety & Security**

We combine security with safety.

Our products are designed to provide peace of mind with both physical security and the knowledge that durability and safe operation are inherent.

**Service**

We combine speed with reliability.

The Teckentrup team and our network of Garage Door Specialists installers love to make your new door a pleasure to own. From planning to installation. You'll always receive expert advice and the best service for installation, maintenance and aftercare.

Quality & Environment

Teckentrup operates to quality procedures audited to ISO 9001. We care about the environment too - this is why our products are certified in accordance with the Environmental Product Declaration (EPD).

ISO 14001 Environmental Management
ISO 50001 Energy Management



GARAGEDOORSONLINE
THE UK'S PREMIER ONLINE GARAGE DOOR SUPPLIER

Call us on (01926) 463888 - Mon - Fri 8:30am - 5.30pm

www.garagedooronline.co.uk

enquiries@garagedooronline.co.uk

TECKENTRUP
DOOR SOLUTIONS

www.garagedooronline.co.uk



Member

